

## Ex-ante Costs & Charges disclosure

This document provides Luminor bank AS clients and potential clients with the information on costs and charges underlying the below mentioned financial instrument or group of financial instruments with similar fee structure. This costs and charges disclosure is prepared according to the regulatory requirements set out in Article 24(4) of the Directive of the European Parliament and the Council 2014/65/EU and Article 50 of the Commission Delegated Regulation (EU) 2017/565. This document is not a marketing material. The costs and charges in this document are estimated based on Luminor Bank's current Pricelist and information gathered from other third parties involved, including, but not limited to financial instrument issuers, manufacturers, distributors. This document does not include personal discounts that particular client could be eligible for. The document does not include foreign currency exchange fees that could be applicable if the investment currency differs from the client's base currency.

### Nordea 1, SICAV Equity funds (aggregated) Equity fund EUR

When clients invest in Exchange traded funds or Mutual funds distributed by Luminor Bank AS they mostly shall be subject to paying both: costs related to the financial instrument (management fee, incidental costs) and charges for investment and (or) ancillary services provided by Luminor Bank AS (Investment fund's/ETF's transaction costs, initial subscription fee, exit redemption fee).

## Summary

In this section of ex-ante Costs & Charges disclosure customer can find aggregated information on all the costs and charges he/she can expect to pay. Costs are allocated in 2 categories - costs related to the product and investment/ancillary services costs charged by Luminor bank. Separately information about 3rd party payments received by Luminor bank (also known as inducements) is disclosed next to Product Costs. These are totalled and expressed both as a cash amount and as a percentage of the invested amount. This section of cost is prepared to present incurred costs if the investment is ongoing for one calendar year. Also when customer reads this section of Cost disclosure he/she should bear in mind that it doesn't include any changes in underlying financial instrument market price.

	€ 1,000 Lump Sum		€ 10,000 Lump Sum		Regular Savings Plan €50/month		These are annualised costs based on 3 indicative initial investment amounts of € 1,000, € 10,000 and a regular savings plan of € 50/month.
Cost Category	Costs (EUR)	% of investment	Costs (EUR)	% of investment	Costs (EUR)	% of investment	
Financial instrument Cost	€ 10.27	1.03%	€ 103.24	1.03%	€ 3.38	0.56%	
Third party payments received by the Luminor bank	€ 7.86	0.79%	€ 78.21	0.78%	€ 2.51	0.42%	
Service Costs	€ 22.15	2.22%	€ 157.15	1.57%	€ 16.15	2.69%	
<b>Total</b>	<b>€ 40.28</b>	<b>4.03%</b>	<b>€ 338.60</b>	<b>3.39%</b>	<b>€ 22.04</b>	<b>3.67%</b>	

## Itemisation of Charge Categories \*

\*Itemized disclosure of charge categories is presented for the above mentioned costs that the client will incur for an ongoing one calendar year investment as a onetime investment or by making periodic investments on monthly basis. The purpose of this section is to present detailed information about various costs paid for investment and (or) ancillary services provided by Luminor bank AS.

Costs and charges are for an ongoing one calendar year investment as a onetime investment at begging of year or as periodic investments on monthly basis in case of zero profitability scenario, assuming that the investment is sold at the end of the year. Costs and charges are estimated for an assumed investment amount and investment period and information provided herein is based on historical data on fees, including, where applicable, Luminor Bank AS Pricelist and information disclosed in UCITS KIID documents for this type of financial instruments. Estimated costs and charges may deviate from costs and charges that will actually be incurred since the actual fees depend on the particular financial instrument and market where the instrument is traded, as well as the trade volumes.

## Description of Costs and Charges

Product One-off Costs	All costs and charges (included in the price or added to the price of the financial instrument) paid to the product manufacturer or distributor at the beginning or at the end of the investment in the financial instrument. Fees like the Front-loaded management fee, structuring fee, distribution fee.
Product Ongoing Costs	All ongoing costs and charges related to the management of the financial instrument that are deducted from the value of the financial instrument during the investment in the financial instrument. Fees like management fees, service costs, swap fees, securities lending costs and taxes, financing costs.
Product Transaction Costs	All transaction-related costs and charges incurred as a result of the acquisition and disposal of investments.
Product Incidental Costs	These costs include performance fees and carried interests that may be calculated by the product supplier separately from the Ongoing Charges.
Service One-off Costs	All costs and charges paid to the investment firm at the beginning or at the end of the provided investment service(s). Deposit fees, termination fees.
Service Ongoing Costs	All ongoing costs and charges paid to investment firms for their services provided to the client. Management fees or advisory fees charged by the service provider.
Service Transaction Costs	All costs and charges that are related to transactions performed by the investment firm or other parties. Broker commissions, entry and exit charges, platform fees, mark-ups (embedded in the transaction price), stamp duty, transactions tax and foreign exchange costs.
Service Ancillary Costs	Any costs and charges that are related to ancillary services that are not included in the costs mentioned above. Safekeeping costs and research costs charged by the investment service provider.
Service Incidental Costs	These costs include performance fees that may be calculated by the service provider separately from the Ongoing Charges.

		€ 1,000 Lump Sum		€ 10,000 Lump Sum		Regular Savings Plan €50/month	
Cost Category		Costs (EUR)	% of investment	Costs (EUR)	% of investment	Costs (EUR)	% of investment
Financial instrument Costs	One-Off Costs	€ 0.00	0.00%	€ 0.00	0.00%	€ 0.00	0.00%
	Ongoing Costs	€ 18.13	1.81%	€ 181.45	1.81%	€ 5.89	0.98%
	Transaction Costs	€ 0.00	0.00%	€ 0.00	0.00%	€ 0.00	0.00%
	Incidental Costs	€ 0.00	0.00%	€ 0.00	0.00%	€ 0.00	0.00%

Service Costs	One-Off Costs	€ 0.00	0.00%	€ 0.00	0.00%	€ 0.00	0.00%
	Ongoing Costs	€ 0.00	0.00%	€ 0.00	0.00%	€ 0.00	0.00%
	Transaction Costs	€ 22.15	2.22%	€ 157.15	1.57%	€ 16.15	2.69%
	Ancillary Costs	€ 0.00	0.00%	€ 0.00	0.00%	€ 0.00	0.00%
	Incidental Costs	€ 0.00	0.00%	€ 0.00	0.00%	€ 0.00	0.00%

## Cumulative effect of costs with different investment horizon\*\*

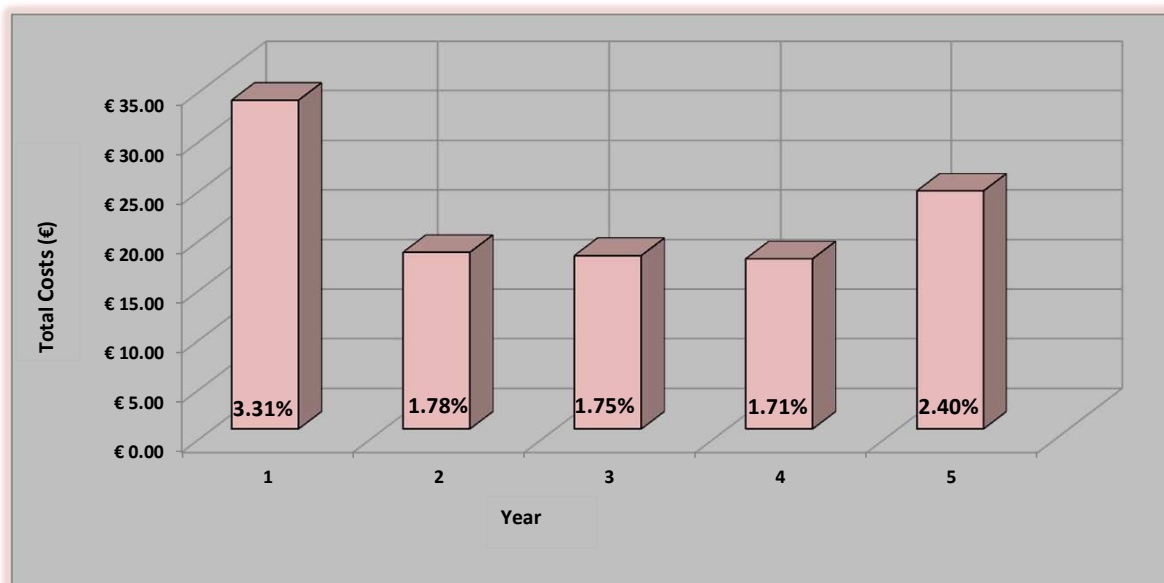
\*\*Investment performance figures presented herein are used for illustration purposes only in order to show the cumulative effect of costs and charges on return in case of negative (-5%), neutral (0%) and positive (+5%) performance scenarios. These scenarios are not necessarily supported by an objective data analysis and under no circumstances should be regarded as indicators of future performance. Absolute return on investment is calculated on aggregated basis and represents overall income over the corresponding investment horizon.

Financial instrument Ongoing, Service Ancillary and (or) Service incidental costs are calculated based on average value of investment during each calendar year. Financial instrument and (or) service initial One-off costs and Financial instrument and (or) service Transaction costs are calculated based on the initial investment amount. Financial instrument and (or) service exit One-off costs and Transaction costs are calculated based on the Investment value at the end of investment horizon.

Annual return	Investment amount	Total income (Average annual return) after fees deducted		
		Investment horizon		
		1 year (€ and % of investment)	3 year (€ and % of investment)	5 year (€ and % of investment)
5%	€ 1 000.00	8.52 (0.85%)	72.74 (2.37%)	141.03 (2.67%)
	€ 10 000.00	149.36 (1.49%)	791.30 (2.57%)	1473.81 (2.79%)
0%	€ 1 000.00	-40.28 (-4.03%)	-75.55 (-2.58%)	-109.52 (-2.29%)
	€ 10 000.00	-338.60 (-3.39%)	-691.54 (-2.36%)	-1031.59 (-2.15%)
-5%	€ 1 000.00	-89.08 (-8.91%)	-209.60 (-7.54%)	-314.30 (-7.27%)
	€ 10 000.00	-826.56 (-8.27%)	-2032.00 (-7.29%)	-3079.17 (-7.10%)

## Costs distribution during investment period \*\*\*

\*\*\*The graph below illustrates the cost and charges curve for investment with 5 years horizon, initial investment amount of € 1 000 and 0% rate growth. Percentage values are calculated based on initial investment amount of € 1 000.



## Ex-ante Costs & Charges disclosure

This document provides Luminor bank AS clients and potential clients with the information on costs and charges underlying the below mentioned financial instrument or group of financial instruments with similar fee structure. This costs and charges disclosure is prepared according to the regulatory requirements set out in Article 24(4) of the Directive of the European Parliament and the Council 2014/65/EU and Article 50 of the Commission Delegated Regulation (EU) 2017/565. This document is not a marketing material. The costs and charges in this document are estimated based on Luminor Bank's current Pricelist and information gathered from other third parties involved, including, but not limited to financial instrument issuers, manufacturers, distributors. This document does not include personal discounts that particular client could be eligible for. The document does not include foreign currency exchange fees that could be applicable if the investment currency differs from the client's base currency.

### Nordea Fund of Funds, SICAV Fund of funds (aggregated) Fund of funds EUR

When clients invest in Exchange traded funds or Mutual funds distributed by Luminor Bank AS they mostly shall be subject to paying both: costs related to the financial instrument (management fee, incidental costs) and charges for investment and (or) ancillary services provided by Luminor Bank AS (Investment fund's/ETF's transaction costs, initial subscription fee, exit redemption fee).

## Summary

In this section of ex-ante Costs & Charges disclosure customer can find aggregated information on all the costs and charges he/she can expect to pay. Costs are allocated in 2 categories - costs related to the product and investment/ancillary services costs charged by Luminor bank. Separately information about 3rd party payments received by Luminor bank (also known as inducements) is disclosed next to Product Costs. These are totalled and expressed both as a cash amount and as a percentage of the invested amount. This section of cost is prepared to present incurred costs if the investment is ongoing for one calendar year. Also when customer reads this section of Cost disclosure he/she should bear in mind that it doesn't include any changes in underlying financial instrument market price.

	€ 1,000 Lump Sum		€ 10,000 Lump Sum		Regular Savings Plan €50/month		These are annualised costs based on 3 indicative initial investment amounts of € 1,000, € 10,000 and a regular savings plan of € 50/month.
Cost Category	Costs (EUR)	% of investment	Costs (EUR)	% of investment	Costs (EUR)	% of investment	
Financial instrument Cost	€ 12.40	1.24%	€ 124.00	1.24%	€ 4.07	0.68%	
Third party payments received by the Luminor bank	€ 7.31	0.73%	€ 73.13	0.73%	€ 2.34	0.39%	
Service Costs	€ 22.15	2.22%	€ 157.15	1.57%	€ 16.15	2.69%	
<b>Total</b>	<b>€ 41.86</b>	<b>4.19%</b>	<b>€ 354.27</b>	<b>3.54%</b>	<b>€ 22.56</b>	<b>3.76%</b>	

## Itemisation of Charge Categories \*

\*Itemized disclosure of charge categories is presented for the above mentioned costs that the client will incur for an ongoing one calendar year investment as a onetime investment or by making periodic investments on monthly basis. The purpose of this section is to present detailed information about various costs paid for investment and (or) ancillary services provided by Luminor bank AS.

Costs and charges are for an ongoing one calendar year investment as a onetime investment at begging of year or as periodic investments on monthly basis in case of zero profitability scenario, assuming that the investment is sold at the end of the year. Costs and charges are estimated for an assumed investment amount and investment period and information provided herein is based on historical data on fees, including, where applicable, Luminor Bank AS Pricelist and information disclosed in UCITS KIID documents for this type of financial instruments. Estimated costs and charges may deviate from costs and charges that will actually be incurred since the actual fees depend on the particular financial instrument and market where the instrument is traded, as well as the trade volumes.

## Description of Costs and Charges

Product One-off Costs	All costs and charges (included in the price or added to the price of the financial instrument) paid to the product manufacturer or distributor at the beginning or at the end of the investment in the financial instrument. Fees like the Front-loaded management fee, structuring fee, distribution fee.
Product Ongoing Costs	All ongoing costs and charges related to the management of the financial instrument that are deducted from the value of the financial instrument during the investment in the financial instrument. Fees like management fees, service costs, swap fees, securities lending costs and taxes, financing costs.
Product Transaction Costs	All transaction-related costs and charges incurred as a result of the acquisition and disposal of investments.
Product Incidental Costs	These costs include performance fees and carried interests that may be calculated by the product supplier separately from the Ongoing Charges.
Service One-off Costs	All costs and charges paid to the investment firm at the beginning or at the end of the provided investment service(s). Deposit fees, termination fees.
Service Ongoing Costs	All ongoing costs and charges paid to investment firms for their services provided to the client. Management fees or advisory fees charged by the service provider.
Service Transaction Costs	All costs and charges that are related to transactions performed by the investment firm or other parties. Broker commissions, entry and exit charges, platform fees, mark-ups (embedded in the transaction price), stamp duty, transactions tax and foreign exchange costs.
Service Ancillary Costs	Any costs and charges that are related to ancillary services that are not included in the costs mentioned above. Safekeeping costs and research costs charged by the investment service provider.
Service Incidental Costs	These costs include performance fees that may be calculated by the service provider separately from the Ongoing Charges.

		€ 1,000 Lump Sum		€ 10,000 Lump Sum		Regular Savings Plan €50/month	
Cost Category		Costs (EUR)	% of investment	Costs (EUR)	% of investment	Costs (EUR)	% of investment
Financial instrument Costs	One-Off Costs	€ 0.00	0.00%	€ 0.00	0.00%	€ 0.00	0.00%
	Ongoing Costs	€ 19.71	1.97%	€ 197.12	1.97%	€ 6.41	1.07%
	Transaction Costs	€ 0.00	0.00%	€ 0.00	0.00%	€ 0.00	0.00%
	Incidental Costs	€ 0.00	0.00%	€ 0.00	0.00%	€ 0.00	0.00%

Service Costs	One-Off Costs	€ 0.00	0.00%	€ 0.00	0.00%	€ 0.00	0.00%
	Ongoing Costs	€ 0.00	0.00%	€ 0.00	0.00%	€ 0.00	0.00%
	Transaction Costs	€ 22.15	2.22%	€ 157.15	1.57%	€ 16.15	2.69%
	Ancillary Costs	€ 0.00	0.00%	€ 0.00	0.00%	€ 0.00	0.00%
	Incidental Costs	€ 0.00	0.00%	€ 0.00	0.00%	€ 0.00	0.00%

## Cumulative effect of costs with different investment horizon\*\*

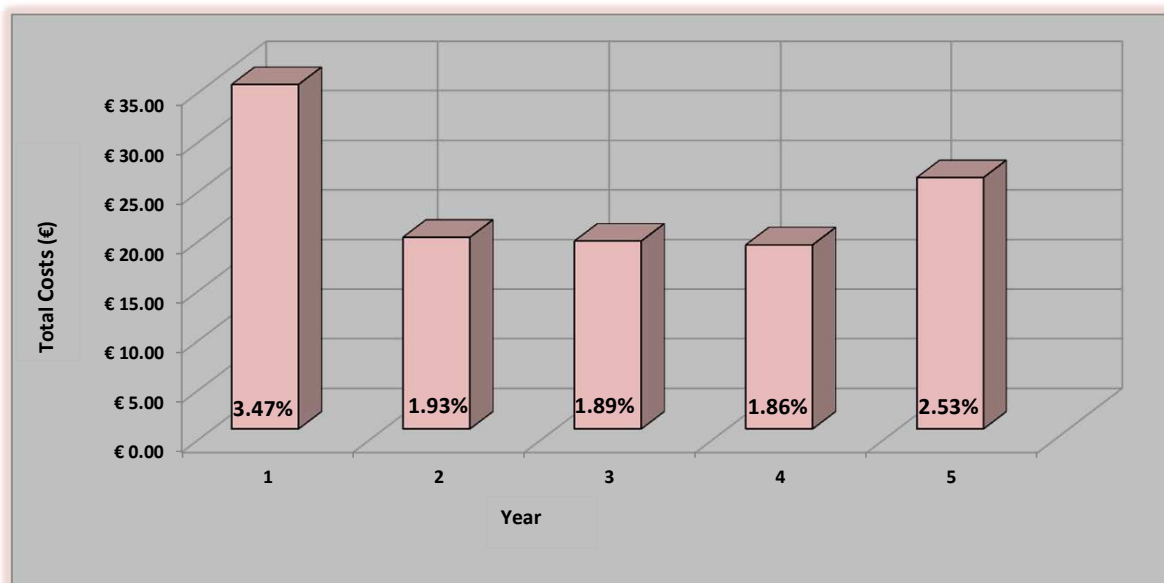
\*\*Investment performance figures presented herein are used for illustration purposes only in order to show the cumulative effect of costs and charges on return in case of negative (-5%), neutral (0%) and positive (+5%) performance scenarios. These scenarios are not necessarily supported by an objective data analysis and under no circumstances should be regarded as indicators of future performance. Absolute return on investment is calculated on aggregated basis and represents overall income over the corresponding investment horizon.

Financial instrument Ongoing, Service Ancillary and (or) Service incidental costs are calculated based on average value of investment during each calendar year. Financial instrument and (or) service initial One-off costs and Financial instrument and (or) service Transaction costs are calculated based on the initial investment amount. Financial instrument and (or) service exit One-off costs and Transaction costs are calculated based on the Investment value at the end of investment horizon.

Annual return	Investment amount	Total income (Average annual return) after fees deducted		
		Investment horizon		
		1 year (€ and % of investment)	3 year (€ and % of investment)	5 year (€ and % of investment)
5%	€ 1 000.00	6.89 (0.69%)	67.58 (2.20%)	131.90 (2.51%)
	€ 10 000.00	133.30 (1.33%)	740.14 (2.41%)	1383.30 (2.63%)
0%	€ 1 000.00	-41.86 (-4.19%)	-80.11 (-2.75%)	-116.84 (-2.45%)
	€ 10 000.00	-354.27 (-3.54%)	-736.76 (-2.52%)	-1104.10 (-2.31%)
-5%	€ 1 000.00	-90.62 (-9.06%)	-213.61 (-7.70%)	-320.10 (-7.43%)
	€ 10 000.00	-841.85 (-8.42%)	-2071.76 (-7.45%)	-3136.63 (-7.25%)

## Costs distribution during investment period \*\*\*

\*\*\*The graph below illustrates the cost and charges curve for investment with 5 years horizon, initial investment amount of € 1 000 and 0% rate growth. Percentage values are calculated based on initial investment amount of € 1 000.



## Ex-ante Costs & Charges disclosure

This document provides Luminor bank AS clients and potential clients with the information on costs and charges underlying the below mentioned financial instrument or group of financial instruments with similar fee structure. This costs and charges disclosure is prepared according to the regulatory requirements set out in Article 24(4) of the Directive of the European Parliament and the Council 2014/65/EU and Article 50 of the Commission Delegated Regulation (EU) 2017/565. This document is not a marketing material. The costs and charges in this document are estimated based on Luminor Bank's current Pricelist and information gathered from other third parties involved, including, but not limited to financial instrument issuers, manufacturers, distributors. This document does not include personal discounts that particular client could be eligible for. The document does not include foreign currency exchange fees that could be applicable if the investment currency differs from the client's base currency.

### Nordea 1, SICAV Bond funds (aggregated) Bond Fund EUR

When clients invest in Exchange traded funds or Mutual funds distributed by Luminor Bank AS they mostly shall be subject to paying both: costs related to the financial instrument (management fee, incidental costs) and charges for investment and (or) ancillary services provided by Luminor Bank AS (Investment fund's/ETF's transaction costs, initial subscription fee, exit redemption fee).

## Summary

In this section of ex-ante Costs & Charges disclosure customer can find aggregated information on all the costs and charges he/she can expect to pay. Costs are allocated in 2 categories - costs related to the product and investment/ancillary services costs charged by Luminor bank. Separately information about 3rd party payments received by Luminor bank (also known as inducements) is disclosed next to Product Costs. These are totalled and expressed both as a cash amount and as a percentage of the invested amount. This section of cost is prepared to present incurred costs if the investment is ongoing for one calendar year. Also when customer reads this section of Cost disclosure he/she should bear in mind that it doesn't include any changes in underlying financial instrument market price.

	€ 1,000 Lump Sum		€ 10,000 Lump Sum		Regular Savings Plan €50/month		These are annualised costs based on 3 indicative initial investment amounts of € 1,000, € 10,000 and a regular savings plan of € 50/month.
Cost Category	Costs (EUR)	% of investment	Costs (EUR)	% of investment	Costs (EUR)	% of investment	
Financial instrument Cost	€ 7.81	0.78%	€ 78.75	0.79%	€ 2.50	0.42%	
Third party payments received by the Luminor bank	€ 4.18	0.42%	€ 41.91	0.42%	€ 1.40	0.23%	
Service Costs	€ 12.15	1.22%	€ 57.15	0.57%	€ 10.15	1.69%	
<b>Total</b>	<b>€ 24.14</b>	<b>2.41%</b>	<b>€ 177.81</b>	<b>1.78%</b>	<b>€ 14.05</b>	<b>2.34%</b>	

## Itemisation of Charge Categories \*

\*Itemized disclosure of charge categories is presented for the above mentioned costs that the client will incur for an ongoing one calendar year investment as a onetime investment or by making periodic investments on monthly basis. The purpose of this section is to present detailed information about various costs paid for investment and (or) ancillary services provided by Luminor bank AS.

Costs and charges are for an ongoing one calendar year investment as a onetime investment at begging of year or as periodic investments on monthly basis in case of zero profitability scenario, assuming that the investment is sold at the end of the year. Costs and charges are estimated for an assumed investment amount and investment period and information provided herein is based on historical data on fees, including, where applicable, Luminor Bank AS Pricelist and information disclosed in UCITS KIID documents for this type of financial instruments. Estimated costs and charges may deviate from costs and charges that will actually be incurred since the actual fees depend on the particular financial instrument and market where the instrument is traded, as well as the trade volumes.

## Description of Costs and Charges

Product One-off Costs	All costs and charges (included in the price or added to the price of the financial instrument) paid to the product manufacturer or distributor at the beginning or at the end of the investment in the financial instrument. Fees like the Front-loaded management fee, structuring fee, distribution fee.
Product Ongoing Costs	All ongoing costs and charges related to the management of the financial instrument that are deducted from the value of the financial instrument during the investment in the financial instrument. Fees like management fees, service costs, swap fees, securities lending costs and taxes, financing costs.
Product Transaction Costs	All transaction-related costs and charges incurred as a result of the acquisition and disposal of investments.
Product Incidental Costs	These costs include performance fees and carried interests that may be calculated by the product supplier separately from the Ongoing Charges.
Service One-off Costs	All costs and charges paid to the investment firm at the beginning or at the end of the provided investment service(s). Deposit fees, termination fees.
Service Ongoing Costs	All ongoing costs and charges paid to investment firms for their services provided to the client. Management fees or advisory fees charged by the service provider.
Service Transaction Costs	All costs and charges that are related to transactions performed by the investment firm or other parties. Broker commissions, entry and exit charges, platform fees, mark-ups (embedded in the transaction price), stamp duty, transactions tax and foreign exchange costs.
Service Ancillary Costs	Any costs and charges that are related to ancillary services that are not included in the costs mentioned above. Safekeeping costs and research costs charged by the investment service provider.
Service Incidental Costs	These costs include performance fees that may be calculated by the service provider separately from the Ongoing Charges.

		€ 1,000 Lump Sum		€ 10,000 Lump Sum		Regular Savings Plan €50/month	
Cost Category		Costs (EUR)	% of investment	Costs (EUR)	% of investment	Costs (EUR)	% of investment
Financial instrument Costs	One-Off Costs	€ 0.00	0.00%	€ 0.00	0.00%	€ 0.00	0.00%
	Ongoing Costs	€ 11.99	1.20%	€ 120.66	1.21%	€ 3.90	0.65%
	Transaction Costs	€ 0.00	0.00%	€ 0.00	0.00%	€ 0.00	0.00%
	Incidental Costs	€ 0.00	0.00%	€ 0.00	0.00%	€ 0.00	0.00%

Service Costs	One-Off Costs	€ 0.00	0.00%	€ 0.00	0.00%	€ 0.00	0.00%
	Ongoing Costs	€ 0.00	0.00%	€ 0.00	0.00%	€ 0.00	0.00%
	Transaction Costs	€ 12.15	1.22%	€ 57.15	0.57%	€ 10.15	1.69%
	Ancillary Costs	€ 0.00	0.00%	€ 0.00	0.00%	€ 0.00	0.00%
	Incidental Costs	€ 0.00	0.00%	€ 0.00	0.00%	€ 0.00	0.00%

## Cumulative effect of costs with different investment horizon\*\*

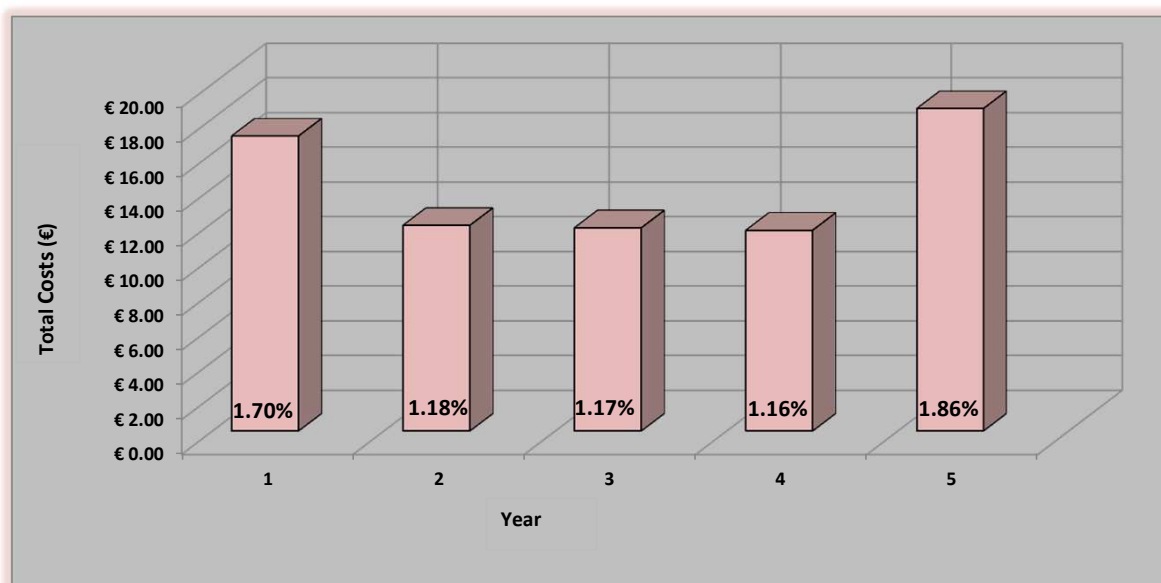
\*\*Investment performance figures presented herein are used for illustration purposes only in order to show the cumulative effect of costs and charges on return in case of negative (-5%), neutral (0%) and positive (+5%) performance scenarios. These scenarios are not necessarily supported by an objective data analysis and under no circumstances should be regarded as indicators of future performance. Absolute return on investment is calculated on aggregated basis and represents overall income over the corresponding investment horizon.

Financial instrument Ongoing, Service Ancillary and (or) Service incidental costs are calculated based on average value of investment during each calendar year. Financial instrument and (or) service initial One-off costs and Financial instrument and (or) service Transaction costs are calculated based on the initial investment amount. Financial instrument and (or) service exit One-off costs and Transaction costs are calculated based on the Investment value at the end of investment horizon.

Annual return	Investment amount	Total income (Average annual return) after fees deducted		
		Investment horizon		
		1 year (€ and % of investment)	3 year (€ and % of investment)	5 year (€ and % of investment)
5%	€ 1 000.00	25.31 (2.53%)	104.53 (3.37%)	189.82 (3.54%)
	€ 10 000.00	316.67 (3.17%)	1106.98 (3.56%)	1957.79 (3.64%)
0%	€ 1 000.00	-24.14 (-2.41%)	-47.67 (-1.62%)	-70.65 (-1.45%)
	€ 10 000.00	-177.81 (-1.78%)	-414.76 (-1.40%)	-646.00 (-1.33%)
-5%	€ 1 000.00	-73.59 (-7.36%)	-185.31 (-6.60%)	-283.67 (-6.45%)
	€ 10 000.00	-672.29 (-6.72%)	-1790.84 (-6.37%)	-2775.36 (-6.29%)

## Costs distribution during investment period \*\*\*

\*\*\*The graph below illustrates the cost and charges curve for investment with 5 years horizon, initial investment amount of € 1 000 and 0% rate growth. Percentage values are calculated based on initial investment amount of € 1 000.



## Ex-ante Costs & Charges disclosure

This document provides Luminor bank AS clients and potential clients with the information on costs and charges underlying the below mentioned financial instrument or group of financial instruments with similar fee structure. This costs and charges disclosure is prepared according to the regulatory requirements set out in Article 24(4) of the Directive of the European Parliament and the Council 2014/65/EU and Article 50 of the Commission Delegated Regulation (EU) 2017/565. This document is not a marketing material. The costs and charges in this document are estimated based on Luminor Bank's current Pricelist and information gathered from other third parties involved, including, but not limited to financial instrument issuers, manufacturers, distributors. This document does not include personal discounts that particular client could be eligible for. The document does not include foreign currency exchange fees that could be applicable if the investment currency differs from the client's base currency.

**Nordea 1, SICAV**  
**Stable Return Fund**  
**Mixed fund EUR**

ISIN/ID: LU0227384020

When clients invest in Exchange traded funds or Mutual funds distributed by Luminor Bank AS they mostly shall be subject to paying both: costs related to the financial instrument (management fee, incidental costs) and charges for investment and (or) ancillary services provided by Luminor Bank AS (Investment fund's/ETF's transaction costs, initial subscription fee, exit redemption fee).

## Summary

In this section of ex-ante Costs & Charges disclosure customer can find aggregated information on all the costs and charges he/she can expect to pay. Costs are allocated in 2 categories - costs related to the product and investment/ancillary services costs charged by Luminor bank. Separately information about 3rd party payments received by Luminor bank (also known as inducements) is disclosed next to Product Costs. These are totalled and expressed both as a cash amount and as a percentage of the invested amount. This section of cost is prepared to present incurred costs if the investment is ongoing for one calendar year. Also when customer reads this section of Cost disclosure he/she should bear in mind that it doesn't include any changes in underlying financial instrument market price.

	€ 1,000 Lump Sum		€ 10,000 Lump Sum		Regular Savings Plan €50/month		These are annualised costs based on 3 indicative initial investment amounts of € 1,000, € 10,000 and a regular savings plan of € 50/month.
Cost Category	Costs (EUR)	% of investment	Costs (EUR)	% of investment	Costs (EUR)	% of investment	
Financial instrument Cost	€ 8.72	0.87%	€ 87.21	0.87%	€ 2.86	0.48%	
Third party payments received by the Luminor bank	€ 9.00	0.90%	€ 90.00	0.90%	€ 2.90	0.48%	
Service Costs	€ 17.15	1.72%	€ 107.15	1.07%	€ 13.15	2.19%	
<b>Total</b>	<b>€ 34.87</b>	<b>3.49%</b>	<b>€ 284.36</b>	<b>2.84%</b>	<b>€ 18.91</b>	<b>3.15%</b>	

## Itemisation of Charge Categories \*

\*Itemized disclosure of charge categories is presented for the above mentioned costs that the client will incur for an ongoing one calendar year investment as a onetime investment or by making periodic investments on monthly basis. The purpose of this section is to present detailed information about various costs paid for investment and (or) ancillary services provided by Luminor bank AS.

Costs and charges are for an ongoing one calendar year investment as a onetime investment at begging of year or as periodic investments on monthly basis in case of zero profitability scenario, assuming that the investment is sold at the end of the year. Costs and charges are estimated for an assumed investment amount and investment period and information provided herein is based on historical data on fees, including, where applicable, Luminor Bank AS Pricelist and information disclosed in UCITS KIID documents for this type of financial instruments. Estimated costs and charges may deviate from costs and charges that will actually be incurred since the actual fees depend on the particular financial instrument and market where the instrument is traded, as well as the trade volumes.

## Description of Costs and Charges

Product One-off Costs	All costs and charges (included in the price or added to the price of the financial instrument) paid to the product manufacturer or distributor at the beginning or at the end of the investment in the financial instrument. Fees like the Front-loaded management fee, structuring fee, distribution fee.
Product Ongoing Costs	All ongoing costs and charges related to the management of the financial instrument that are deducted from the value of the financial instrument during the investment in the financial instrument. Fees like management fees, service costs, swap fees, securities lending costs and taxes, financing costs.
Product Transaction Costs	All transaction-related costs and charges incurred as a result of the acquisition and disposal of investments.
Product Incidental Costs	These costs include performance fees and carried interests that may be calculated by the product supplier separately from the Ongoing Charges.
Service One-off Costs	All costs and charges paid to the investment firm at the beginning or at the end of the provided investment service(s). Deposit fees, termination fees.
Service Ongoing Costs	All ongoing costs and charges paid to investment firms for their services provided to the client. Management fees or advisory fees charged by the service provider.
Service Transaction Costs	All costs and charges that are related to transactions performed by the investment firm or other parties. Broker commissions, entry and exit charges, platform fees, mark-ups (embedded in the transaction price), stamp duty, transactions tax and foreign exchange costs.
Service Ancillary Costs	Any costs and charges that are related to ancillary services that are not included in the costs mentioned above. Safekeeping costs and research costs charged by the investment service provider.
Service Incidental Costs	These costs include performance fees that may be calculated by the service provider separately from the Ongoing Charges.



		€ 1,000 Lump Sum		€ 10,000 Lump Sum		Regular Savings Plan €50/month	
Cost Category		Costs (EUR)	% of investment	Costs (EUR)	% of investment	Costs (EUR)	% of investment
Financial instrument Costs	One-Off Costs	€ 0.00	0.00%	€ 0.00	0.00%	€ 0.00	0.00%
	Ongoing Costs	€ 17.72	1.77%	€ 177.21	1.77%	€ 5.76	0.96%
	Transaction Costs	€ 0.00	0.00%	€ 0.00	0.00%	€ 0.00	0.00%
	Incidental Costs	€ 0.00	0.00%	€ 0.00	0.00%	€ 0.00	0.00%

Service Costs	One-Off Costs	€ 0.00	0.00%	€ 0.00	0.00%	€ 0.00	0.00%
	Ongoing Costs	€ 0.00	0.00%	€ 0.00	0.00%	€ 0.00	0.00%
	Transaction Costs	€ 17.15	1.72%	€ 107.15	1.07%	€ 13.15	2.19%
	Ancillary Costs	€ 0.00	0.00%	€ 0.00	0.00%	€ 0.00	0.00%
	Incidental Costs	€ 0.00	0.00%	€ 0.00	0.00%	€ 0.00	0.00%

## Cumulative effect of costs with different investment horizon\*\*

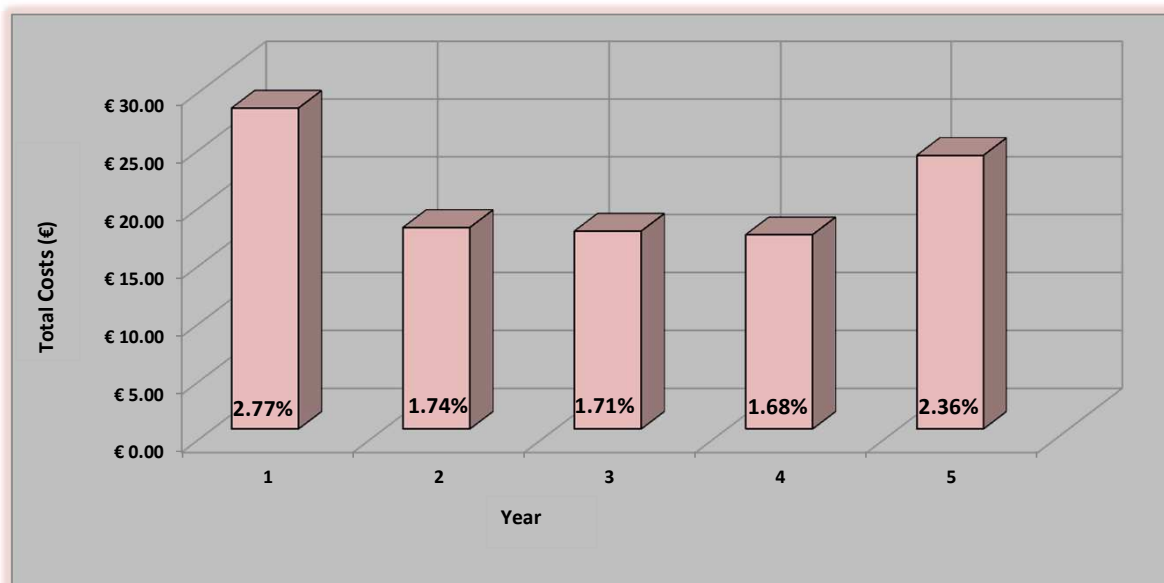
\*\*Investment performance figures presented herein are used for illustration purposes only in order to show the cumulative effect of costs and charges on return in case of negative (-5%), neutral (0%) and positive (+5%) performance scenarios. These scenarios are not necessarily supported by an objective data analysis and under no circumstances should be regarded as indicators of future performance. Absolute return on investment is calculated on aggregated basis and represents overall income over the corresponding investment horizon.

Financial instrument Ongoing, Service Ancillary and (or) Service incidental costs are calculated based on average value of investment during each calendar year. Financial instrument and (or) service initial One-off costs and Financial instrument and (or) service Transaction costs are calculated based on the initial investment amount. Financial instrument and (or) service exit One-off costs and Transaction costs are calculated based on the Investment value at the end of investment horizon.

Annual return	Investment amount	Total income (Average annual return) after fees deducted		
		Investment horizon		
		1 year (€ and % of investment)	3 year (€ and % of investment)	5 year (€ and % of investment)
5%	€ 1 000.00	14.19 (1.42%)	79.86 (2.59%)	149.77 (2.83%)
	€ 10 000.00	206.21 (2.06%)	863.00 (2.80%)	1562.02 (2.95%)
0%	€ 1 000.00	-34.87 (-3.49%)	-69.37 (-2.37%)	-102.64 (-2.14%)
	€ 10 000.00	-284.36 (-2.84%)	-629.32 (-2.14%)	-962.04 (-2.00%)
-5%	€ 1 000.00	-83.93 (-8.39%)	-204.27 (-7.33%)	-308.93 (-7.12%)
	€ 10 000.00	-774.93 (-7.75%)	-1978.40 (-7.08%)	-3024.99 (-6.95%)

## Costs distribution during investment period \*\*\*

\*\*\*The graph below illustrates the cost and charges curve for investment with 5 years horizon, initial investment amount of € 1 000 and 0% rate growth. Percentage values are calculated based on initial investment amount of € 1 000.





## Ex-ante Costs & Charges disclosure

This document provides Luminor bank AS clients and potential clients with the information on costs and charges underlying the below mentioned financial instrument or group of financial instruments with similar fee structure. This costs and charges disclosure is prepared according to the regulatory requirements set out in Article 24(4) of the Directive of the European Parliament and the Council 2014/65/EU and Article 50 of the Commission Delegated Regulation (EU) 2017/565. This document is not a marketing material. The costs and charges in this document are estimated based on Luminor Bank's current Pricelist and information gathered from other third parties involved, including, but not limited to financial instrument issuers, manufacturers, distributors. This document does not include personal discounts that particular client could be eligible for. The document does not include foreign currency exchange fees that could be applicable if the investment currency differs from the client's base currency.

### Nordea 1, SICAV

Global Stable Equity Fund - Euro Hedged  
Equity fund EUR

ISIN/ID:

LU0278529986

When clients invest in Exchange traded funds or Mutual funds distributed by Luminor Bank AS they mostly shall be subject to paying both: costs related to the financial instrument (management fee, incidental costs) and charges for investment and (or) ancillary services provided by Luminor Bank AS (Investment fund's/ETF's transaction costs, initial subscription fee, exit redemption fee).

## Summary

In this section of ex-ante Costs & Charges disclosure customer can find aggregated information on all the costs and charges he/she can expect to pay. Costs are allocated in 2 categories - costs related to the product and investment/ancillary services costs charged by Luminor bank. Separately information about 3rd party payments received by Luminor bank (also known as inducements) is disclosed next to Product Costs. These are totalled and expressed both as a cash amount and as a percentage of the invested amount. This section of cost is prepared to present incurred costs if the investment is ongoing for one calendar year. Also when customer reads this section of Cost disclosure he/she should bear in mind that it doesn't include any changes in underlying financial instrument market price.

	€ 1,000 Lump Sum		€ 10,000 Lump Sum		Regular Savings Plan €50/month		These are annualised costs based on 3 indicative initial investment amounts of € 1,000, € 10,000 and a regular savings plan of € 50/month.
Cost Category	Costs (EUR)	% of investment	Costs (EUR)	% of investment	Costs (EUR)	% of investment	
Financial instrument Cost	€ 8.63	0.86%	€ 86.32	0.86%	€ 2.85	0.47%	
Third party payments received by the Luminor bank	€ 9.00	0.90%	€ 90.00	0.90%	€ 2.88	0.48%	
Service Costs	€ 22.15	2.22%	€ 157.15	1.57%	€ 16.15	2.69%	
<b>Total</b>	<b>€ 39.78</b>	<b>3.98%</b>	<b>€ 333.47</b>	<b>3.33%</b>	<b>€ 21.88</b>	<b>3.65%</b>	

## Itemisation of Charge Categories \*

\*Itemized disclosure of charge categories is presented for the above mentioned costs that the client will incur for an ongoing one calendar year investment as a onetime investment or by making periodic investments on monthly basis. The purpose of this section is to present detailed information about various costs paid for investment and (or) ancillary services provided by Luminor bank AS.

Costs and charges are for an ongoing one calendar year investment as a onetime investment at begging of year or as periodic investments on monthly basis in case of zero profitability scenario, assuming that the investment is sold at the end of the year. Costs and charges are estimated for an assumed investment amount and investment period and information provided herein is based on historical data on fees, including, where applicable, Luminor Bank AS Pricelist and information disclosed in UCITS KIID documents for this type of financial instruments. Estimated costs and charges may deviate from costs and charges that will actually be incurred since the actual fees depend on the particular financial instrument and market where the instrument is traded, as well as the trade volumes.

## Description of Costs and Charges

Product One-off Costs	All costs and charges (included in the price or added to the price of the financial instrument) paid to the product manufacturer or distributor at the beginning or at the end of the investment in the financial instrument. Fees like the Front-loaded management fee, structuring fee, distribution fee.
Product Ongoing Costs	All ongoing costs and charges related to the management of the financial instrument that are deducted from the value of the financial instrument during the investment in the financial instrument. Fees like management fees, service costs, swap fees, securities lending costs and taxes, financing costs.
Product Transaction Costs	All transaction-related costs and charges incurred as a result of the acquisition and disposal of investments.
Product Incidental Costs	These costs include performance fees and carried interests that may be calculated by the product supplier separately from the Ongoing Charges.
Service One-off Costs	All costs and charges paid to the investment firm at the beginning or at the end of the provided investment service(s). Deposit fees, termination fees.
Service Ongoing Costs	All ongoing costs and charges paid to investment firms for their services provided to the client. Management fees or advisory fees charged by the service provider.
Service Transaction Costs	All costs and charges that are related to transactions performed by the investment firm or other parties. Broker commissions, entry and exit charges, platform fees, mark-ups (embedded in the transaction price), stamp duty, transactions tax and foreign exchange costs.
Service Ancillary Costs	Any costs and charges that are related to ancillary services that are not included in the costs mentioned above. Safekeeping costs and research costs charged by the investment service provider.
Service Incidental Costs	These costs include performance fees that may be calculated by the service provider separately from the Ongoing Charges.

		€ 1,000 Lump Sum		€ 10,000 Lump Sum		Regular Savings Plan €50/month	
Cost Category		Costs (EUR)	% of investment	Costs (EUR)	% of investment	Costs (EUR)	% of investment
Financial instrument Costs	One-Off Costs	€ 0.00	0.00%	€ 0.00	0.00%	€ 0.00	0.00%
	Ongoing Costs	€ 17.63	1.76%	€ 176.32	1.76%	€ 5.73	0.96%
	Transaction Costs	€ 0.00	0.00%	€ 0.00	0.00%	€ 0.00	0.00%
	Incidental Costs	€ 0.00	0.00%	€ 0.00	0.00%	€ 0.00	0.00%

Service Costs	One-Off Costs	€ 0.00	0.00%	€ 0.00	0.00%	€ 0.00	0.00%
	Ongoing Costs	€ 0.00	0.00%	€ 0.00	0.00%	€ 0.00	0.00%
	Transaction Costs	€ 22.15	2.22%	€ 157.15	1.57%	€ 16.15	2.69%
	Ancillary Costs	€ 0.00	0.00%	€ 0.00	0.00%	€ 0.00	0.00%
	Incidental Costs	€ 0.00	0.00%	€ 0.00	0.00%	€ 0.00	0.00%

## Cumulative effect of costs with different investment horizon\*\*

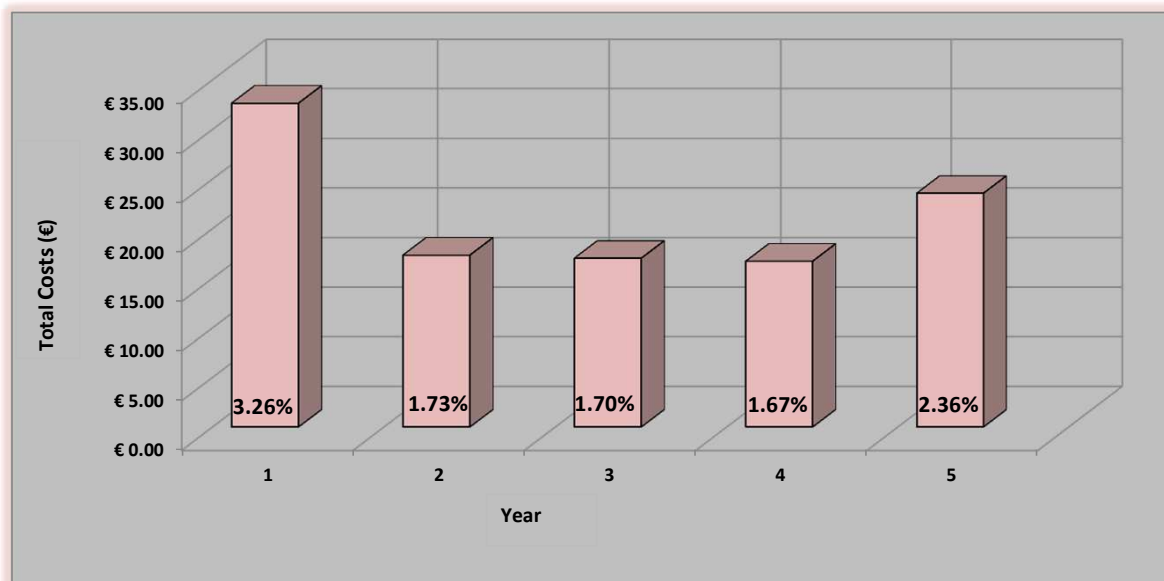
\*\*Investment performance figures presented herein are used for illustration purposes only in order to show the cumulative effect of costs and charges on return in case of negative (-5%), neutral (0%) and positive (+5%) performance scenarios. These scenarios are not necessarily supported by an objective data analysis and under no circumstances should be regarded as indicators of future performance. Absolute return on investment is calculated on aggregated basis and represents overall income over the corresponding investment horizon.

Financial instrument Ongoing, Service Ancillary and (or) Service incidental costs are calculated based on average value of investment during each calendar year. Financial instrument and (or) service initial One-off costs and Financial instrument and (or) service Transaction costs are calculated based on the initial investment amount. Financial instrument and (or) service exit One-off costs and Transaction costs are calculated based on the Investment value at the end of investment horizon.

Annual return	Investment amount	Total income (Average annual return) after fees deducted		
		Investment horizon		
		1 year (€ and % of investment)	3 year (€ and % of investment)	5 year (€ and % of investment)
5%	€ 1 000.00	9.03 (0.90%)	74.37 (2.42%)	143.92 (2.73%)
	€ 10 000.00	154.63 (1.55%)	808.10 (2.62%)	1503.59 (2.84%)
0%	€ 1 000.00	-39.78 (-3.98%)	-74.10 (-2.53%)	-107.21 (-2.24%)
	€ 10 000.00	-333.47 (-3.33%)	-676.68 (-2.31%)	-1007.72 (-2.10%)
-5%	€ 1 000.00	-88.59 (-8.86%)	-208.33 (-7.49%)	-312.46 (-7.22%)
	€ 10 000.00	-821.56 (-8.22%)	-2018.95 (-7.24%)	-3060.25 (-7.05%)

## Costs distribution during investment period \*\*\*

\*\*\*The graph below illustrates the cost and charges curve for investment with 5 years horizon, initial investment amount of € 1 000 and 0% rate growth. Percentage values are calculated based on initial investment amount of € 1 000.



## Ex-ante Costs & Charges disclosure

This document provides Luminor bank AS clients and potential clients with the information on costs and charges underlying the below mentioned financial instrument or group of financial instruments with similar fee structure. This costs and charges disclosure is prepared according to the regulatory requirements set out in Article 24(4) of the Directive of the European Parliament and the Council 2014/65/EU and Article 50 of the Commission Delegated Regulation (EU) 2017/565. This document is not a marketing material. The costs and charges in this document are estimated based on Luminor Bank's current Pricelist and information gathered from other third parties involved, including, but not limited to financial instrument issuers, manufacturers, distributors. This document does not include personal discounts that particular client could be eligible for. The document does not include foreign currency exchange fees that could be applicable if the investment currency differs from the client's base currency.

### Nordea 1, SICAV Mixed fund (aggregated) Mixed fund EUR

When clients invest in Exchange traded funds or Mutual funds distributed by Luminor Bank AS they mostly shall be subject to paying both: costs related to the financial instrument (management fee, incidental costs) and charges for investment and (or) ancillary services provided by Luminor Bank AS (Investment fund's/ETF's transaction costs, initial subscription fee, exit redemption fee).

## Summary

In this section of ex-ante Costs & Charges disclosure customer can find aggregated information on all the costs and charges he/she can expect to pay. Costs are allocated in 2 categories - costs related to the product and investment/ancillary services costs charged by Luminor bank. Separately information about 3rd party payments received by Luminor bank (also known as inducements) is disclosed next to Product Costs. These are totalled and expressed both as a cash amount and as a percentage of the invested amount. This section of cost is prepared to present incurred costs if the investment is ongoing for one calendar year. Also when customer reads this section of Cost disclosure he/she should bear in mind that it doesn't include any changes in underlying financial instrument market price.

	€ 1,000 Lump Sum		€ 10,000 Lump Sum		Regular Savings Plan €50/month		These are annualised costs based on 3 indicative initial investment amounts of € 1,000, € 10,000 and a regular savings plan of € 50/month.
Cost Category	Costs (EUR)	% of investment	Costs (EUR)	% of investment	Costs (EUR)	% of investment	
Financial instrument Cost	€ 10.46	1.05%	€ 104.59	1.05%	€ 3.40	0.57%	
Third party payments received by the Luminor bank	€ 9.64	0.96%	€ 96.40	0.96%	€ 3.14	0.52%	
Service Costs	€ 17.15	1.72%	€ 107.15	1.07%	€ 13.15	2.19%	
<b>Total</b>	<b>€ 37.25</b>	<b>3.72%</b>	<b>€ 308.14</b>	<b>3.08%</b>	<b>€ 19.68</b>	<b>3.28%</b>	

## Itemisation of Charge Categories \*

\*Itemized disclosure of charge categories is presented for the above mentioned costs that the client will incur for an ongoing one calendar year investment as a onetime investment or by making periodic investments on monthly basis. The purpose of this section is to present detailed information about various costs paid for investment and (or) ancillary services provided by Luminor bank AS.

Costs and charges are for an ongoing one calendar year investment as a onetime investment at begging of year or as periodic investments on monthly basis in case of zero profitability scenario, assuming that the investment is sold at the end of the year. Costs and charges are estimated for an assumed investment amount and investment period and information provided herein is based on historical data on fees, including, where applicable, Luminor Bank AS Pricelist and information disclosed in UCITS KIID documents for this type of financial instruments. Estimated costs and charges may deviate from costs and charges that will actually be incurred since the actual fees depend on the particular financial instrument and market where the instrument is traded, as well as the trade volumes.

## Description of Costs and Charges

Product One-off Costs	All costs and charges (included in the price or added to the price of the financial instrument) paid to the product manufacturer or distributor at the beginning or at the end of the investment in the financial instrument. Fees like the Front-loaded management fee, structuring fee, distribution fee.
Product Ongoing Costs	All ongoing costs and charges related to the management of the financial instrument that are deducted from the value of the financial instrument during the investment in the financial instrument. Fees like management fees, service costs, swap fees, securities lending costs and taxes, financing costs.
Product Transaction Costs	All transaction-related costs and charges incurred as a result of the acquisition and disposal of investments.
Product Incidental Costs	These costs include performance fees and carried interests that may be calculated by the product supplier separately from the Ongoing Charges.
Service One-off Costs	All costs and charges paid to the investment firm at the beginning or at the end of the provided investment service(s). Deposit fees, termination fees.
Service Ongoing Costs	All ongoing costs and charges paid to investment firms for their services provided to the client. Management fees or advisory fees charged by the service provider.
Service Transaction Costs	All costs and charges that are related to transactions performed by the investment firm or other parties. Broker commissions, entry and exit charges, platform fees, mark-ups (embedded in the transaction price), stamp duty, transactions tax and foreign exchange costs.
Service Ancillary Costs	Any costs and charges that are related to ancillary services that are not included in the costs mentioned above. Safekeeping costs and research costs charged by the investment service provider.
Service Incidental Costs	These costs include performance fees that may be calculated by the service provider separately from the Ongoing Charges.

		€ 1,000 Lump Sum		€ 10,000 Lump Sum		Regular Savings Plan €50/month	
Cost Category		Costs (EUR)	% of investment	Costs (EUR)	% of investment	Costs (EUR)	% of investment
Financial instrument Costs	One-Off Costs	€ 0.00	0.00%	€ 0.00	0.00%	€ 0.00	0.00%
	Ongoing Costs	€ 20.08	2.01%	€ 200.77	2.01%	€ 6.53	1.09%
	Transaction Costs	€ 0.00	0.00%	€ 0.00	0.00%	€ 0.00	0.00%
	Incidental Costs	€ 0.02	0.00%	€ 0.22	0.00%	€ 0.01	0.00%
Service Costs	One-Off Costs	€ 0.00	0.00%	€ 0.00	0.00%	€ 0.00	0.00%
	Ongoing Costs	€ 0.00	0.00%	€ 0.00	0.00%	€ 0.00	0.00%
	Transaction Costs	€ 17.15	1.72%	€ 107.15	1.07%	€ 13.15	2.19%
	Ancillary Costs	€ 0.00	0.00%	€ 0.00	0.00%	€ 0.00	0.00%
	Incidental Costs	€ 0.00	0.00%	€ 0.00	0.00%	€ 0.00	0.00%

## Cumulative effect of costs with different investment horizon\*\*

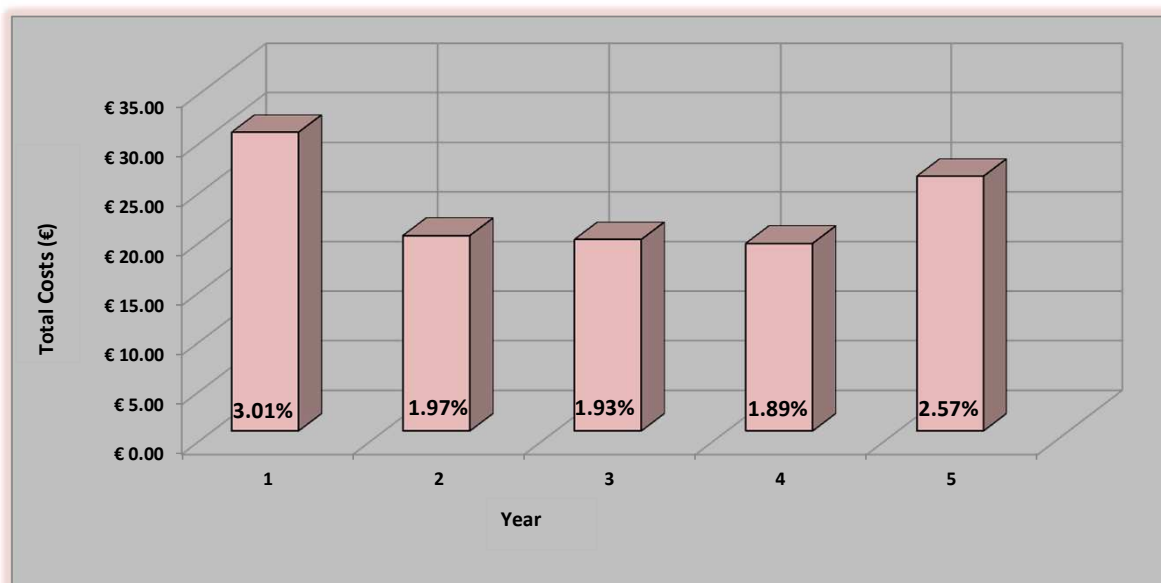
\*\*Investment performance figures presented herein are used for illustration purposes only in order to show the cumulative effect of costs and charges on return in case of negative (-5%), neutral (0%) and positive (+5%) performance scenarios. These scenarios are not necessarily supported by an objective data analysis and under no circumstances should be regarded as indicators of future performance. Absolute return on investment is calculated on aggregated basis and represents overall income over the corresponding investment horizon.

Financial instrument Ongoing, Service Ancillary and (or) Service incidental costs are calculated based on average value of investment during each calendar year. Financial instrument and (or) service initial One-off costs and Financial instrument and (or) service Transaction costs are calculated based on the initial investment amount. Financial instrument and (or) service exit One-off costs and Transaction costs are calculated based on the Investment value at the end of investment horizon.

Annual return	Investment amount	Total income (Average annual return) after fees deducted		
		Investment horizon		
		1 year (€ and % of investment)	3 year (€ and % of investment)	5 year (€ and % of investment)
5%	€ 1 000.00	11.75 (1.17%)	72.10 (2.35%)	136.03 (2.58%)
	€ 10 000.00	181.84 (1.82%)	785.37 (2.55%)	1424.64 (2.70%)
0%	€ 1 000.00	-37.25 (-3.72%)	-76.23 (-2.61%)	-113.65 (-2.38%)
	€ 10 000.00	-308.14 (-3.08%)	-697.96 (-2.38%)	-1072.10 (-2.24%)
-5%	€ 1 000.00	-86.25 (-8.62%)	-210.31 (-7.57%)	-317.66 (-7.36%)
	€ 10 000.00	-798.11 (-7.98%)	-2038.73 (-7.32%)	-3112.21 (-7.19%)

## Costs distribution during investment period \*\*\*

\*\*\*The graph below illustrates the cost and charges curve for investment with 5 years horizon, initial investment amount of € 1 000 and 0% rate growth. Percentage values are calculated based on initial investment amount of € 1 000.



## Ex-ante Costs & Charges disclosure

This document provides Luminor bank AS clients and potential clients with the information on costs and charges underlying the below mentioned financial instrument or group of financial instruments with similar fee structure. This costs and charges disclosure is prepared according to the regulatory requirements set out in Article 24(4) of the Directive of the European Parliament and the Council 2014/65/EU and Article 50 of the Commission Delegated Regulation (EU) 2017/565. This document is not a marketing material. The costs and charges in this document are estimated based on Luminor Bank's current Pricelist and information gathered from other third parties involved, including, but not limited to financial instrument issuers, manufacturers, distributors. This document does not include personal discounts that particular client could be eligible for. The document does not include foreign currency exchange fees that could be applicable if the investment currency differs from the client's base currency.

**Nordea 1, SICAV**  
**Global Bond Fund**  
**Bond Fund EUR**

ISIN/ID: LU0064321150

When clients invest in Exchange traded funds or Mutual funds distributed by Luminor Bank AS they mostly shall be subject to paying both: costs related to the financial instrument (management fee, incidental costs) and charges for investment and (or) ancillary services provided by Luminor Bank AS (Investment fund's/ETF's transaction costs, initial subscription fee, exit redemption fee).

## Summary

In this section of ex-ante Costs & Charges disclosure customer can find aggregated information on all the costs and charges he/she can expect to pay. Costs are allocated in 2 categories - costs related to the product and investment/ancillary services costs charged by Luminor bank. Separately information about 3rd party payments received by Luminor bank (also known as inducements) is disclosed next to Product Costs. These are totalled and expressed both as a cash amount and as a percentage of the invested amount. This section of cost is prepared to present incurred costs if the investment is ongoing for one calendar year. Also when customer reads this section of Cost disclosure he/she should bear in mind that it doesn't include any changes in underlying financial instrument market price.

	€ 1,000 Lump Sum		€ 10,000 Lump Sum		Regular Savings Plan €50/month		These are annualised costs based on 3 indicative initial investment amounts of € 1,000, € 10,000 and a regular savings plan of € 50/month.
Cost Category	Costs (EUR)	% of investment	Costs (EUR)	% of investment	Costs (EUR)	% of investment	
Financial instrument Cost	€ 4.76	0.48%	€ 47.58	0.48%	€ 1.55	0.26%	
Third party payments received by the Luminor bank	€ 3.60	0.36%	€ 36.00	0.36%	€ 1.16	0.19%	
Service Costs	€ 12.15	1.22%	€ 57.15	0.57%	€ 10.15	1.69%	
<b>Total</b>	<b>€ 20.51</b>	<b>2.05%</b>	<b>€ 140.73</b>	<b>1.41%</b>	<b>€ 12.87</b>	<b>2.14%</b>	

## Itemisation of Charge Categories \*

\*Itemized disclosure of charge categories is presented for the above mentioned costs that the client will incur for an ongoing one calendar year investment as a onetime investment or by making periodic investments on monthly basis. The purpose of this section is to present detailed information about various costs paid for investment and (or) ancillary services provided by Luminor bank AS.

Costs and charges are for an ongoing one calendar year investment as a onetime investment at begging of year or as periodic investments on monthly basis in case of zero profitability scenario, assuming that the investment is sold at the end of the year. Costs and charges are estimated for an assumed investment amount and investment period and information provided herein is based on historical data on fees, including, where applicable, Luminor Bank AS Pricelist and information disclosed in UCITS KIID documents for this type of financial instruments. Estimated costs and charges may deviate from costs and charges that will actually be incurred since the actual fees depend on the particular financial instrument and market where the instrument is traded, as well as the trade volumes.

## Description of Costs and Charges

Product One-off Costs	All costs and charges (included in the price or added to the price of the financial instrument) paid to the product manufacturer or distributor at the beginning or at the end of the investment in the financial instrument. Fees like the Front-loaded management fee, structuring fee, distribution fee.
Product Ongoing Costs	All ongoing costs and charges related to the management of the financial instrument that are deducted from the value of the financial instrument during the investment in the financial instrument. Fees like management fees, service costs, swap fees, securities lending costs and taxes, financing costs.
Product Transaction Costs	All transaction-related costs and charges incurred as a result of the acquisition and disposal of investments.
Product Incidental Costs	These costs include performance fees and carried interests that may be calculated by the product supplier separately from the Ongoing Charges.
Service One-off Costs	All costs and charges paid to the investment firm at the beginning or at the end of the provided investment service(s). Deposit fees, termination fees.
Service Ongoing Costs	All ongoing costs and charges paid to investment firms for their services provided to the client. Management fees or advisory fees charged by the service provider.
Service Transaction Costs	All costs and charges that are related to transactions performed by the investment firm or other parties. Broker commissions, entry and exit charges, platform fees, mark-ups (embedded in the transaction price), stamp duty, transactions tax and foreign exchange costs.
Service Ancillary Costs	Any costs and charges that are related to ancillary services that are not included in the costs mentioned above. Safekeeping costs and research costs charged by the investment service provider.
Service Incidental Costs	These costs include performance fees that may be calculated by the service provider separately from the Ongoing Charges.

		€ 1,000 Lump Sum		€ 10,000 Lump Sum		Regular Savings Plan €50/month	
Cost Category		Costs (EUR)	% of investment	Costs (EUR)	% of investment	Costs (EUR)	% of investment
Financial instrument Costs	One-Off Costs	€ 0.00	0.00%	€ 0.00	0.00%	€ 0.00	0.00%
	Ongoing Costs	€ 8.36	0.84%	€ 83.58	0.84%	€ 2.72	0.45%
	Transaction Costs	€ 0.00	0.00%	€ 0.00	0.00%	€ 0.00	0.00%
	Incidental Costs	€ 0.00	0.00%	€ 0.00	0.00%	€ 0.00	0.00%

Service Costs	One-Off Costs	€ 0.00	0.00%	€ 0.00	0.00%	€ 0.00	0.00%
	Ongoing Costs	€ 0.00	0.00%	€ 0.00	0.00%	€ 0.00	0.00%
	Transaction Costs	€ 12.15	1.22%	€ 57.15	0.57%	€ 10.15	1.69%
	Ancillary Costs	€ 0.00	0.00%	€ 0.00	0.00%	€ 0.00	0.00%
	Incidental Costs	€ 0.00	0.00%	€ 0.00	0.00%	€ 0.00	0.00%

## Cumulative effect of costs with different investment horizon\*\*

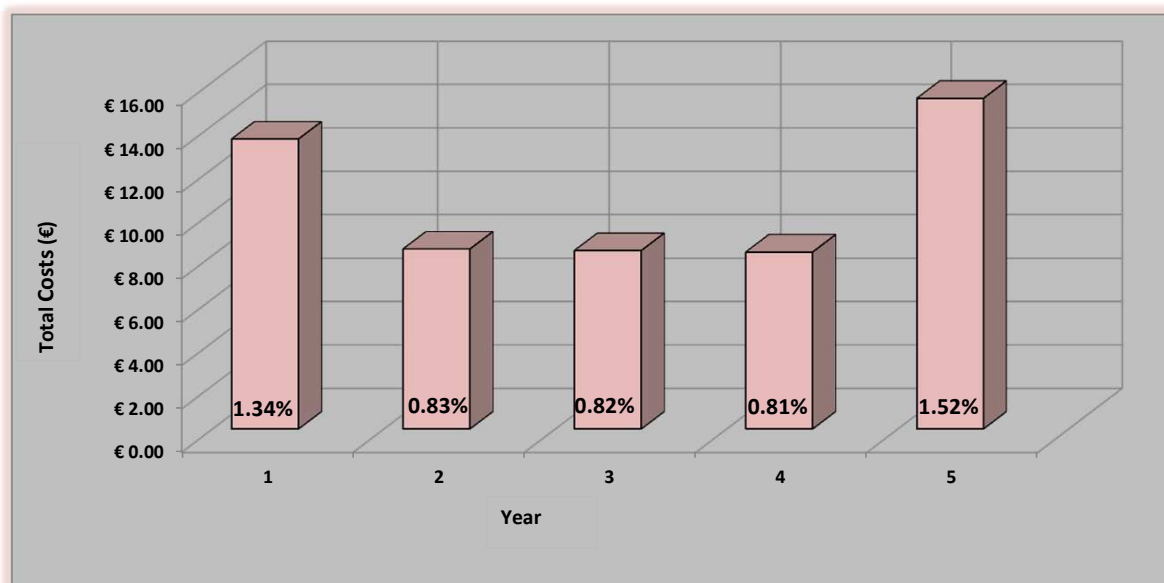
\*\*Investment performance figures presented herein are used for illustration purposes only in order to show the cumulative effect of costs and charges on return in case of negative (-5%), neutral (0%) and positive (+5%) performance scenarios. These scenarios are not necessarily supported by an objective data analysis and under no circumstances should be regarded as indicators of future performance. Absolute return on investment is calculated on aggregated basis and represents overall income over the corresponding investment horizon.

Financial instrument Ongoing, Service Ancillary and (or) Service incidental costs are calculated based on average value of investment during each calendar year. Financial instrument and (or) service initial One-off costs and Financial instrument and (or) service Transaction costs are calculated based on the initial investment amount. Financial instrument and (or) service exit One-off costs and Transaction costs are calculated based on the Investment value at the end of investment horizon.

Annual return	Investment amount	Total income (Average annual return) after fees deducted		
		Investment horizon		
		1 year (€ and % of investment)	3 year (€ and % of investment)	5 year (€ and % of investment)
5%	€ 1 000.00	29.03 (2.90%)	116.58 (3.74%)	211.53 (3.91%)
	€ 10 000.00	354.68 (3.55%)	1230.18 (3.94%)	2179.66 (4.02%)
0%	€ 1 000.00	-20.51 (-2.05%)	-37.01 (-1.25%)	-53.24 (-1.09%)
	€ 10 000.00	-140.73 (-1.41%)	-305.79 (-1.03%)	-468.09 (-0.95%)
-5%	€ 1 000.00	-70.05 (-7.00%)	-175.94 (-6.25%)	-269.86 (-6.10%)
	€ 10 000.00	-636.14 (-6.36%)	-1695.01 (-6.00%)	-2634.23 (-5.93%)

## Costs distribution during investment period \*\*\*

\*\*\*The graph below illustrates the cost and charges curve for investment with 5 years horizon, initial investment amount of € 1 000 and 0% rate growth. Percentage values are calculated based on initial investment amount of € 1 000.



## Ex-ante Costs & Charges disclosure

This document provides Luminor bank AS clients and potential clients with the information on costs and charges underlying the below mentioned financial instrument or group of financial instruments with similar fee structure. This costs and charges disclosure is prepared according to the regulatory requirements set out in Article 24(4) of the Directive of the European Parliament and the Council 2014/65/EU and Article 50 of the Commission Delegated Regulation (EU) 2017/565. This document is not a marketing material. The costs and charges in this document are estimated based on Luminor Bank's current Pricelist and information gathered from other third parties involved, including, but not limited to financial instrument issuers, manufacturers, distributors. This document does not include personal discounts that particular client could be eligible for. The document does not include foreign currency exchange fees that could be applicable if the investment currency differs from the client's base currency.

### Nordea 1, SICAV Reserve funds (aggregated) Reserve fund EUR

When clients invest in Exchange traded funds or Mutual funds distributed by Luminor Bank AS they mostly shall be subject to paying both: costs related to the financial instrument (management fee, incidental costs) and charges for investment and (or) ancillary services provided by Luminor Bank AS (Investment fund's/ETF's transaction costs, initial subscription fee, exit redemption fee).

## Summary

In this section of ex-ante Costs & Charges disclosure customer can find aggregated information on all the costs and charges he/she can expect to pay. Costs are allocated in 2 categories - costs related to the product and investment/ancillary services costs charged by Luminor bank. Separately information about 3rd party payments received by Luminor bank (also known as inducements) is disclosed next to Product Costs. These are totalled and expressed both as a cash amount and as a percentage of the invested amount. This section of cost is prepared to present incurred costs if the investment is ongoing for one calendar year. Also when customer reads this section of Cost disclosure he/she should bear in mind that it doesn't include any changes in underlying financial instrument market price.

	€ 1,000 Lump Sum		€ 10,000 Lump Sum		Regular Savings Plan €50/month		These are annualised costs based on 3 indicative initial investment amounts of € 1,000, € 10,000 and a regular savings plan of € 50/month.
Cost Category	Costs (EUR)	% of investment	Costs (EUR)	% of investment	Costs (EUR)	% of investment	
Financial instrument Cost	€ 2.93	0.29%	€ 29.32	0.29%	€ 0.95	0.16%	
Third party payments received by the Luminor bank	€ 0.75	0.08%	€ 7.50	0.08%	€ 0.24	0.04%	
Service Costs	€ 12.15	1.22%	€ 57.15	0.57%	€ 10.15	1.69%	
<b>Total</b>	<b>€ 15.83</b>	<b>1.58%</b>	<b>€ 93.97</b>	<b>0.94%</b>	<b>€ 11.35</b>	<b>1.89%</b>	

## Itemisation of Charge Categories \*

\*Itemized disclosure of charge categories is presented for the above mentioned costs that the client will incur for an ongoing one calendar year investment as a onetime investment or by making periodic investments on monthly basis. The purpose of this section is to present detailed information about various costs paid for investment and (or) ancillary services provided by Luminor bank AS.

Costs and charges are for an ongoing one calendar year investment as a onetime investment at begging of year or as periodic investments on monthly basis in case of zero profitability scenario, assuming that the investment is sold at the end of the year. Costs and charges are estimated for an assumed investment amount and investment period and information provided herein is based on historical data on fees, including, where applicable, Luminor Bank AS Pricelist and information disclosed in UCITS KIID documents for this type of financial instruments. Estimated costs and charges may deviate from costs and charges that will actually be incurred since the actual fees depend on the particular financial instrument and market where the instrument is traded, as well as the trade volumes.

## Description of Costs and Charges

Product One-off Costs	All costs and charges (included in the price or added to the price of the financial instrument) paid to the product manufacturer or distributor at the beginning or at the end of the investment in the financial instrument. Fees like the Front-loaded management fee, structuring fee, distribution fee.
Product Ongoing Costs	All ongoing costs and charges related to the management of the financial instrument that are deducted from the value of the financial instrument during the investment in the financial instrument. Fees like management fees, service costs, swap fees, securities lending costs and taxes, financing costs.
Product Transaction Costs	All transaction-related costs and charges incurred as a result of the acquisition and disposal of investments.
Product Incidental Costs	These costs include performance fees and carried interests that may be calculated by the product supplier separately from the Ongoing Charges.
Service One-off Costs	All costs and charges paid to the investment firm at the beginning or at the end of the provided investment service(s). Deposit fees, termination fees.
Service Ongoing Costs	All ongoing costs and charges paid to investment firms for their services provided to the client. Management fees or advisory fees charged by the service provider.
Service Transaction Costs	All costs and charges that are related to transactions performed by the investment firm or other parties. Broker commissions, entry and exit charges, platform fees, mark-ups (embedded in the transaction price), stamp duty, transactions tax and foreign exchange costs.
Service Ancillary Costs	Any costs and charges that are related to ancillary services that are not included in the costs mentioned above. Safekeeping costs and research costs charged by the investment service provider.
Service Incidental Costs	These costs include performance fees that may be calculated by the service provider separately from the Ongoing Charges.



		€ 1,000 Lump Sum		€ 10,000 Lump Sum		Regular Savings Plan €50/month	
Cost Category		Costs (EUR)	% of investment	Costs (EUR)	% of investment	Costs (EUR)	% of investment
Financial instrument Costs	One-Off Costs	€ 0.00	0.00%	€ 0.00	0.00%	€ 0.00	0.00%
	Ongoing Costs	€ 3.68	0.37%	€ 36.82	0.37%	€ 1.20	0.20%
	Transaction Costs	€ 0.00	0.00%	€ 0.00	0.00%	€ 0.00	0.00%
	Incidental Costs	€ 0.00	0.00%	€ 0.00	0.00%	€ 0.00	0.00%
Service Costs	One-Off Costs	€ 0.00	0.00%	€ 0.00	0.00%	€ 0.00	0.00%
	Ongoing Costs	€ 0.00	0.00%	€ 0.00	0.00%	€ 0.00	0.00%
	Transaction Costs	€ 12.15	1.22%	€ 57.15	0.57%	€ 10.15	1.69%
	Ancillary Costs	€ 0.00	0.00%	€ 0.00	0.00%	€ 0.00	0.00%
	Incidental Costs	€ 0.00	0.00%	€ 0.00	0.00%	€ 0.00	0.00%

## Cumulative effect of costs with different investment horizon\*\*

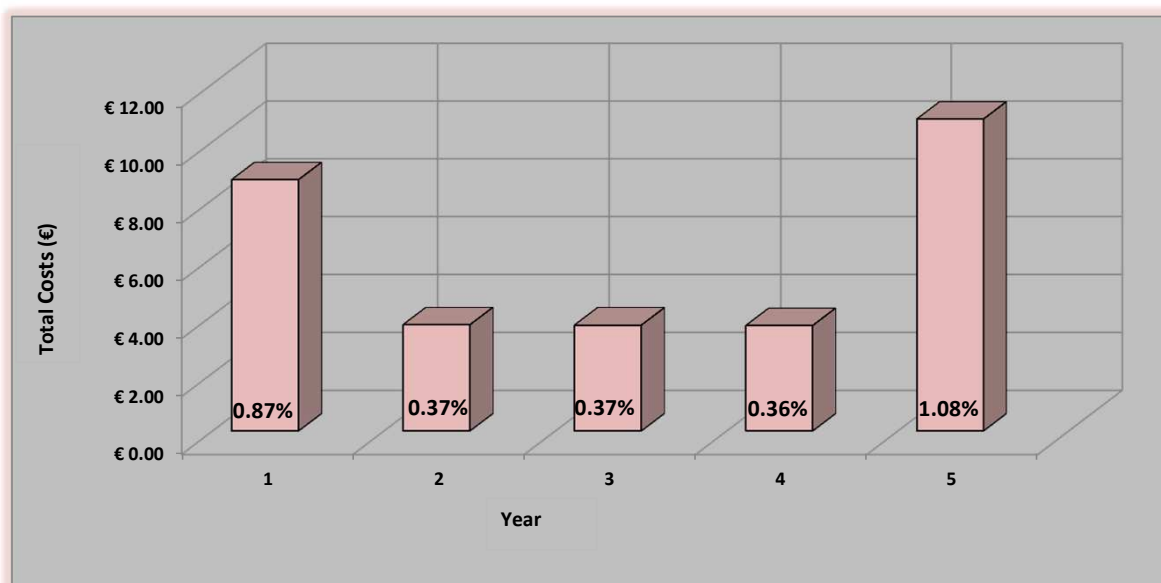
\*\*Investment performance figures presented herein are used for illustration purposes only in order to show the cumulative effect of costs and charges on return in case of negative (-5%), neutral (0%) and positive (+5%) performance scenarios. These scenarios are not necessarily supported by an objective data analysis and under no circumstances should be regarded as indicators of future performance. Absolute return on investment is calculated on aggregated basis and represents overall income over the corresponding investment horizon.

Financial instrument Ongoing, Service Ancillary and (or) Service incidental costs are calculated based on average value of investment during each calendar year. Financial instrument and (or) service initial One-off costs and Financial instrument and (or) service Transaction costs are calculated based on the initial investment amount. Financial instrument and (or) service exit One-off costs and Transaction costs are calculated based on the Investment value at the end of investment horizon.

Annual return	Investment amount	Total income (Average annual return) after fees deducted		
		Investment horizon		
		1 year (€ and % of investment)	3 year (€ and % of investment)	5 year (€ and % of investment)
5%	€ 1 000.00	33.83 (3.38%)	132.25 (4.23%)	239.98 (4.40%)
	€ 10 000.00	402.61 (4.03%)	1386.86 (4.42%)	2464.16 (4.50%)
0%	€ 1 000.00	-15.83 (-1.58%)	-23.15 (-0.78%)	-30.42 (-0.62%)
	€ 10 000.00	-93.97 (-0.94%)	-167.19 (-0.56%)	-239.87 (-0.48%)
-5%	€ 1 000.00	-65.49 (-6.55%)	-163.74 (-5.79%)	-251.75 (-5.64%)
	€ 10 000.00	-590.54 (-5.91%)	-1573.08 (-5.55%)	-2453.11 (-5.47%)

## Costs distribution during investment period \*\*\*

\*\*\*The graph below illustrates the cost and charges curve for investment with 5 years horizon, initial investment amount of € 1 000 and 0% rate growth. Percentage values are calculated based on initial investment amount of € 1 000.



## Ex-ante Costs & Charges disclosure

This document provides Luminor bank AS clients and potential clients with the information on costs and charges underlying the below mentioned financial instrument or group of financial instruments with similar fee structure. This costs and charges disclosure is prepared according to the regulatory requirements set out in Article 24(4) of the Directive of the European Parliament and the Council 2014/65/EU and Article 50 of the Commission Delegated Regulation (EU) 2017/565. This document is not a marketing material. The costs and charges in this document are estimated based on Luminor Bank's current Pricelist and information gathered from other third parties involved, including, but not limited to financial instrument issuers, manufacturers, distributors. This document does not include personal discounts that particular client could be eligible for. The document does not include foreign currency exchange fees that could be applicable if the investment currency differs from the client's base currency.

## Exchange traded funds (ETF)

### Exchange traded funds (ETF) EUR

When clients invest in Exchange traded funds or Mutual funds distributed by Luminor Bank AS they mostly shall be subject to paying both: costs related to the financial instrument (management fee, incidental costs) and charges for investment and (or) ancillary services provided by Luminor Bank AS (Investment fund's/ETF's transaction costs, initial subscription fee, exit redemption fee).

## Summary

In this section of ex-ante Costs & Charges disclosure customer can find aggregated information on all the costs and charges he/she can expect to pay. Costs are allocated in 2 categories - costs related to the product and investment/ancillary services costs charged by Luminor bank. Separately information about 3rd party payments received by Luminor bank (also known as inducements) is disclosed next to Product Costs. These are totalled and expressed both as a cash amount and as a percentage of the invested amount. This section of cost is prepared to present incurred costs if the investment is ongoing for one calendar year. Also when customer reads this section of Cost disclosure he/she should bear in mind that it doesn't include any changes in underlying financial instrument market price.

	€ 1,000 Lump Sum		€ 10,000 Lump Sum		Regular Savings Plan €50/month		These are annualised costs based on 3 indicative initial investment amounts of € 1,000, € 10,000 and a regular savings plan of € 50/month.
Cost Category	Costs (EUR)	% of investment	Costs (EUR)	% of investment	Costs (EUR)	% of investment	
Financial instrument Cost	€ 2.88	0.29%	€ 29.85	0.30%	XXX	XXX	
Third party payments received by the Luminor bank	€ 0.00	0.00%	€ 0.00	0.00%	XXX	XXX	
Service Costs	€ 92.00	9.20%	€ 117.42	1.17%	XXX	XXX	
<b>Total</b>	<b>€ 94.88</b>	<b>9.49%</b>	<b>€ 147.27</b>	<b>1.47%</b>	<b>XXX</b>	<b>XXX</b>	

## Itemisation of Charge Categories \*

\*Itemized disclosure of charge categories is presented for the above mentioned costs that the client will incur for an ongoing one calendar year investment as a onetime investment or by making periodic investments on monthly basis. The purpose of this section is to present detailed information about various costs paid for investment and (or) ancillary services provided by Luminor bank AS.

Costs and charges are for an ongoing one calendar year investment as a onetime investment at begging of year or as periodic investments on monthly basis in case of zero profitability scenario, assuming that the investment is sold at the end of the year. Costs and charges are estimated for an assumed investment amount and investment period and information provided herein is based on historical data on fees, including, where applicable, Luminor Bank AS Pricelist and information disclosed in UCITS KIID documents for this type of financial instruments. Estimated costs and charges may deviate from costs and charges that will actually be incurred since the actual fees depend on the particular financial instrument and market where the instrument is traded, as well as the trade volumes.

## Description of Costs and Charges

Product One-off Costs	All costs and charges (included in the price or added to the price of the financial instrument) paid to the product manufacturer or distributor at the beginning or at the end of the investment in the financial instrument. Fees like the Front-loaded management fee, structuring fee, distribution fee.
Product Ongoing Costs	All ongoing costs and charges related to the management of the financial instrument that are deducted from the value of the financial instrument during the investment in the financial instrument. Fees like management fees, service costs, swap fees, securities lending costs and taxes, financing costs.
Product Transaction Costs	All transaction-related costs and charges incurred as a result of the acquisition and disposal of investments.
Product Incidental Costs	These costs include performance fees and carried interests that may be calculated by the product supplier separately from the Ongoing Charges.
Service One-off Costs	All costs and charges paid to the investment firm at the beginning or at the end of the provided investment service(s). Deposit fees, termination fees.
Service Ongoing Costs	All ongoing costs and charges paid to investment firms for their services provided to the client. Management fees or advisory fees charged by the service provider.
Service Transaction Costs	All costs and charges that are related to transactions performed by the investment firm or other parties. Broker commissions, entry and exit charges, platform fees, mark-ups (embedded in the transaction price), stamp duty, transactions tax and foreign exchange costs.
Service Ancillary Costs	Any costs and charges that are related to ancillary services that are not included in the costs mentioned above. Safekeeping costs and research costs charged by the investment service provider.
Service Incidental Costs	These costs include performance fees that may be calculated by the service provider separately from the Ongoing Charges.

		€ 1,000 Lump Sum		€ 10,000 Lump Sum		Regular Savings Plan €50/month	
Cost Category		Costs (EUR)	% of investment	Costs (EUR)	% of investment	Costs (EUR)	% of investment
Financial instrument Costs	One-Off Costs	€ 0.00	0.00%	€ 0.00	0.00%	XXX	XXX
	Ongoing Costs	€ 2.88	0.29%	€ 29.85	0.30%	XXX	XXX
	Transaction Costs	€ 0.00	0.00%	€ 0.00	0.00%	XXX	XXX
	Incidental Costs	€ 0.00	0.00%	€ 0.00	0.00%	XXX	XXX

Service Costs	One-Off Costs	€ 0.00	0.00%	€ 0.00	0.00%	XXX	XXX
	Ongoing Costs	€ 0.00	0.00%	€ 0.00	0.00%	XXX	XXX
	Transaction Costs	€ 80.00	8.00%	€ 99.51	1.00%	XXX	XXX
	Ancillary Costs	€ 12.00	1.20%	€ 17.91	0.18%	XXX	XXX
	Incidental Costs	€ 0.00	0.00%	€ 0.00	0.00%	XXX	XXX

## Cumulative effect of costs with different investment horizon\*\*

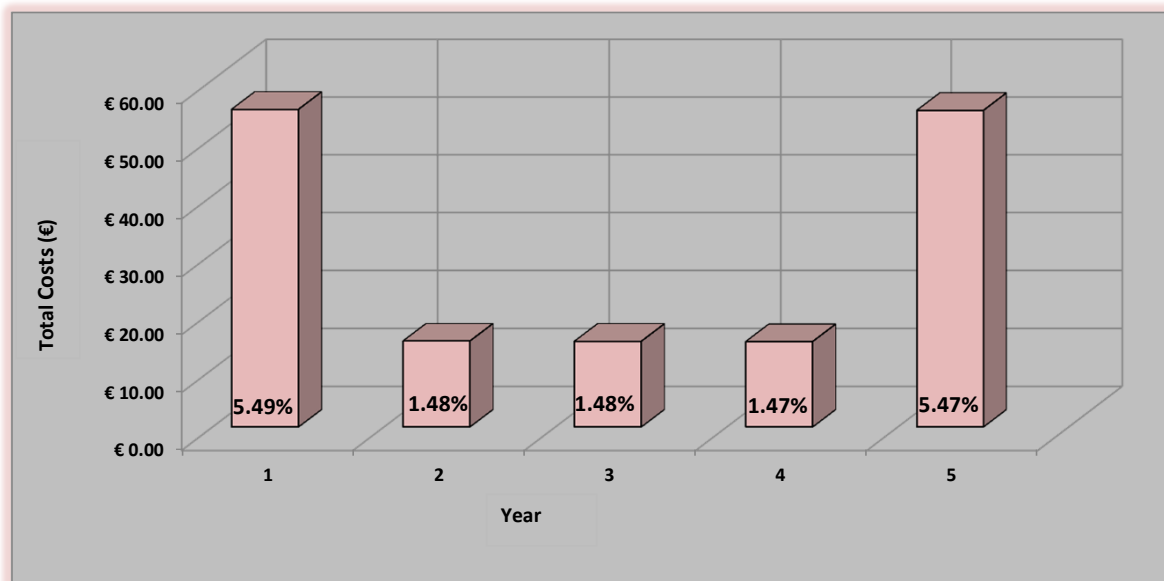
\*\*Investment performance figures presented herein are used for illustration purposes only in order to show the cumulative effect of costs and charges on return in case of negative (-5%), neutral (0%) and positive (+5%) performance scenarios. These scenarios are not necessarily supported by an objective data analysis and under no circumstances should be regarded as indicators of future performance. Absolute return on investment is calculated on aggregated basis and represents overall income over the corresponding investment horizon.

Financial instrument Ongoing, Service Ancillary and (or) Service incidental costs are calculated based on average value of investment during each calendar year. Financial instrument and (or) service initial One-off costs and Financial instrument and (or) service Transaction costs are calculated based on the initial investment amount. Financial instrument and (or) service exit One-off costs and Transaction costs are calculated based on the Investment value at the end of investment horizon.

Annual return	Investment amount	Total income (Average annual return) after fees deducted		
		Investment horizon		
		1 year (€ and % of investment)	3 year (€ and % of investment)	5 year (€ and % of investment)
5%	€ 1 000.00	-46.95 (-4.70%)	23.87 (0.79%)	101.49 (1.95%)
	€ 10 000.00	346.55 (3.47%)	1300.42 (4.16%)	2342.24 (4.30%)
0%	€ 1 000.00	-94.88 (-9.49%)	-124.51 (-4.34%)	-153.95 (-3.29%)
	€ 10 000.00	-147.27 (-1.47%)	-241.63 (-0.81%)	-335.09 (-0.68%)
-5%	€ 1 000.00	-142.81 (-14.28%)	-258.63 (-9.49%)	-362.51 (-8.61%)
	€ 10 000.00	-641.10 (-6.41%)	-1636.60 (-5.78%)	-2528.66 (-5.66%)

## Costs distribution during investment period \*\*\*

\*\*\*The graph below illustrates the cost and charges curve for investment with 5 years horizon, initial investment amount of € 1 000 and 0% rate growth. Percentage values are calculated based on initial investment amount of € 1 000.



## Ex-ante Costs & Charges disclosure

This document provides Luminor bank AS clients and potential clients with the information on costs and charges underlying the below mentioned financial instrument or group of financial instruments with similar fee structure. This costs and charges disclosure is prepared according to the regulatory requirements set out in Article 24(4) of the Directive of the European Parliament and the Council 2014/65/EU and Article 50 of the Commission Delegated Regulation (EU) 2017/565. This document is not a marketing material. The costs and charges in this document are estimated based on Luminor Bank's current Pricelist and information gathered from other third parties involved, including, but not limited to financial instrument issuers, manufacturers, distributors. This document does not include personal discounts that particular client could be eligible for. The document does not include foreign currency exchange fees that could be applicable if the investment currency differs from the client's base currency.

## Equities listed in NASDAQ Baltic exchanges

### Baltic Equities EUR

When clients invest in Equities listed in NASDAQ Baltic exchanges they mostly shall be subject to paying charges for investment and (or) ancillary services provided by Luminor Bank AS (transaction costs, initial subscription fee, exit redemption fee).

## Summary

In this section of ex-ante Costs & Charges disclosure customer can find aggregated information on all the costs and charges he/she can expect to pay. Costs are allocated in 2 categories - costs related to the product and investment/ancillary services costs charged by Luminor bank. Separately information about 3rd party payments received by Luminor bank (also known as inducements) is disclosed next to Product Costs. These are totalled and expressed both as a cash amount and as a percentage of the invested amount. This section of cost is prepared to present incurred costs if the investment is ongoing for one calendar year. Also when customer reads this section of Cost disclosure he/she should bear in mind that it doesn't include any changes in underlying financial instrument market price.

	€ 1,000 Lump Sum		€ 10,000 Lump Sum		Regular Savings Plan €50/month		These are annualised costs based on 3 indicative initial investment amounts of € 1,000, € 10,000 and a regular savings plan of € 50/month.
Cost Category	Costs (EUR)	% of investment	Costs (EUR)	% of investment	Costs (EUR)	% of investment	
Financial instrument Cost	€ 0.00	0.00%	€ 0.00	0.00%	XXX	XXX	
Third party payments received by the Luminor bank	€ 0.00	0.00%	€ 0.00	0.00%	XXX	XXX	
Service Costs	€ 20.65	2.06%	€ 77.80	0.78%	XXX	XXX	
<b>Total</b>	<b>€ 20.65</b>	<b>2.06%</b>	<b>€ 77.80</b>	<b>0.78%</b>	<b>XXX</b>	<b>XXX</b>	

## Itemisation of Charge Categories \*

\*Itemized disclosure of charge categories is presented for the above mentioned costs that the client will incur for an ongoing one calendar year investment as a onetime investment or by making periodic investments on monthly basis. The purpose of this section is to present detailed information about various costs paid for investment and (or) ancillary services provided by Luminor bank AS.

Costs and charges are for an ongoing one calendar year investment as a onetime investment at begging of year or as periodic investments on monthly basis in case of zero profitability scenario, assuming that the investment is sold at the end of the year. Costs and charges are estimated for an assumed investment amount and investment period and information provided herein is based on historical data on fees, including, where applicable, Luminor Bank AS Pricelist and information disclosed in UCITS KIID documents for this type of financial instruments. Estimated costs and charges may deviate from costs and charges that will actually be incurred since the actual fees depend on the particular financial instrument and market where the instrument is traded, as well as the trade volumes.

## Description of Costs and Charges

Product One-off Costs	All costs and charges (included in the price or added to the price of the financial instrument) paid to the product manufacturer or distributor at the beginning or at the end of the investment in the financial instrument. Fees like the Front-loaded management fee, structuring fee, distribution fee.
Product Ongoing Costs	All ongoing costs and charges related to the management of the financial instrument that are deducted from the value of the financial instrument during the investment in the financial instrument. Fees like management fees, service costs, swap fees, securities lending costs and taxes, financing costs.
Product Transaction Costs	All transaction-related costs and charges incurred as a result of the acquisition and disposal of investments.
Product Incidental Costs	These costs include performance fees and carried interests that may be calculated by the product supplier separately from the Ongoing Charges.
Service One-off Costs	All costs and charges paid to the investment firm at the beginning or at the end of the provided investment service(s). Deposit fees, termination fees.
Service Ongoing Costs	All ongoing costs and charges paid to investment firms for their services provided to the client. Management fees or advisory fees charged by the service provider.
Service Transaction Costs	All costs and charges that are related to transactions performed by the investment firm or other parties. Broker commissions, entry and exit charges, platform fees, mark-ups (embedded in the transaction price), stamp duty, transactions tax and foreign exchange costs.
Service Ancillary Costs	Any costs and charges that are related to ancillary services that are not included in the costs mentioned above. Safekeeping costs and research costs charged by the investment service provider.
Service Incidental Costs	These costs include performance fees that may be calculated by the service provider separately from the Ongoing Charges.

		€ 1,000 Lump Sum		€ 10,000 Lump Sum		Regular Savings Plan €50/month	
Cost Category		Costs (EUR)	% of investment	Costs (EUR)	% of investment	Costs (EUR)	% of investment
Financial instrument Costs	One-Off Costs	€ 0.00	0.00%	€ 0.00	0.00%	XXX	XXX
	Ongoing Costs	€ 0.00	0.00%	€ 0.00	0.00%	XXX	XXX
	Transaction Costs	€ 0.00	0.00%	€ 0.00	0.00%	XXX	XXX
	Incidental Costs	€ 0.00	0.00%	€ 0.00	0.00%	XXX	XXX
Service Costs	One-Off Costs	€ 0.00	0.00%	€ 0.00	0.00%	XXX	XXX
	Ongoing Costs	€ 0.00	0.00%	€ 0.00	0.00%	XXX	XXX
	Transaction Costs	€ 8.65	0.86%	€ 59.86	0.60%	XXX	XXX
	Ancillary Costs	€ 12.00	1.20%	€ 17.95	0.18%	XXX	XXX
	Incidental Costs	€ 0.00	0.00%	€ 0.00	0.00%	XXX	XXX

## Cumulative effect of costs with different investment horizon\*\*

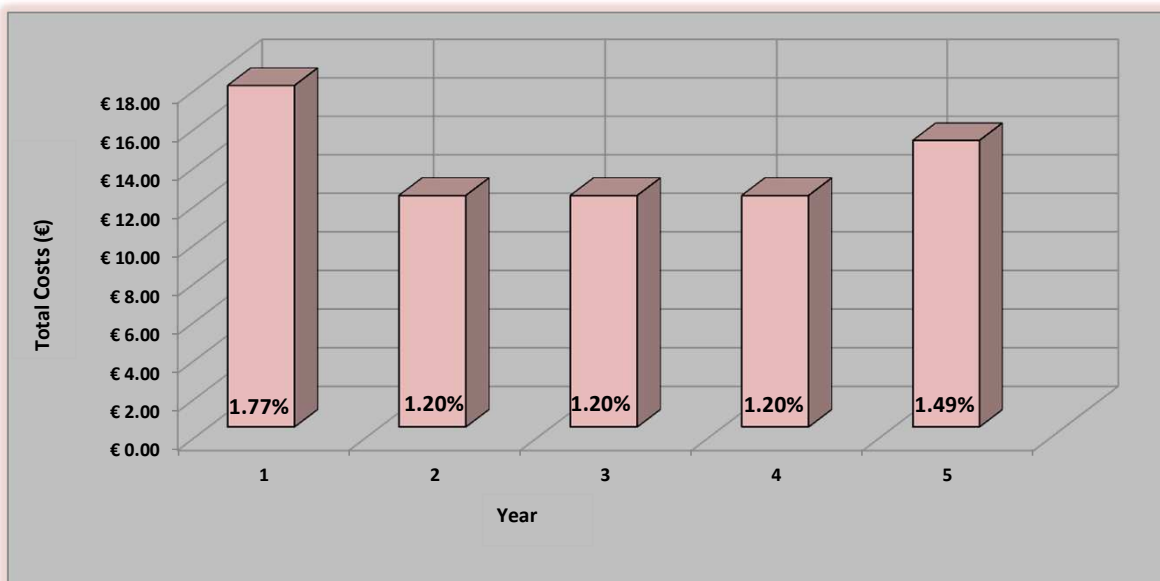
\*\*Investment performance figures presented herein are used for illustration purposes only in order to show the cumulative effect of costs and charges on return in case of negative (-5%), neutral (0%) and positive (+5%) performance scenarios. These scenarios are not necessarily supported by an objective data analysis and under no circumstances should be regarded as indicators of future performance. Absolute return on investment is calculated on aggregated basis and represents overall income over the corresponding investment horizon.

Financial instrument Ongoing, Service Ancillary and (or) Service incidental costs are calculated based on average value of investment during each calendar year. Financial instrument and (or) service initial One-off costs and Financial instrument and (or) service Transaction costs are calculated based on the initial investment amount. Financial instrument and (or) service exit One-off costs and Transaction costs are calculated based on the Investment value at the end of investment horizon.

Annual return	Investment amount	Total income (Average annual return) after fees deducted		
		Investment horizon		
		1 year (€ and % of investment)	3 year (€ and % of investment)	5 year (€ and % of investment)
5%	€ 1 000.00	28.92 (2.89%)	109.86 (3.54%)	199.09 (3.70%)
	€ 10 000.00	418.76 (4.19%)	1446.35 (4.61%)	2575.29 (4.69%)
0%	€ 1 000.00	-20.65 (-2.06%)	-44.57 (-1.51%)	-68.55 (-1.41%)
	€ 10 000.00	-77.80 (-0.78%)	-113.49 (-0.38%)	-149.05 (-0.30%)
-5%	€ 1 000.00	-70.27 (-7.03%)	-184.59 (-6.58%)	-287.77 (-6.56%)
	€ 10 000.00	-574.36 (-5.74%)	-1524.76 (-5.37%)	-2379.33 (-5.29%)

## Costs distribution during investment period \*\*\*

\*\*\*The graph below illustrates the cost and charges curve for investment with 5 years horizon, initial investment amount of € 1 000 and 0% rate growth. Percentage values are calculated based on initial investment amount of € 1 000.



## Ex-ante Costs & Charges disclosure

This document provides Luminor bank AS clients and potential clients with the information on costs and charges underlying the below mentioned financial instrument or group of financial instruments with similar fee structure. This costs and charges disclosure is prepared according to the regulatory requirements set out in Article 24(4) of the Directive of the European Parliament and the Council 2014/65/EU and Article 50 of the Commission Delegated Regulation (EU) 2017/565. This document is not a marketing material. The costs and charges in this document are estimated based on Luminor Bank's current Pricelist and information gathered from other third parties involved, including, but not limited to financial instrument issuers, manufacturers, distributors. This document does not include personal discounts that particular client could be eligible for. The document does not include foreign currency exchange fees that could be applicable if the investment currency differs from the client's base currency.

## Equities listed in Eurozone and US stock exchanges

### Foreign Equities EUR

When clients invest in Equities listed in Eurozone and US stock exchanges they mostly shall be subject to paying charges for investment and (or) ancillary services provided by Luminor Bank AS (transaction costs, initial subscription fee, exit redemption fee).

## Summary

In this section of ex-ante Costs & Charges disclosure customer can find aggregated information on all the costs and charges he/she can expect to pay. Costs are allocated in 2 categories - costs related to the product and investment/ancillary services costs charged by Luminor bank. Separately information about 3rd party payments received by Luminor bank (also known as inducements) is disclosed next to Product Costs. These are totalled and expressed both as a cash amount and as a percentage of the invested amount. This section of cost is prepared to present incurred costs if the investment is ongoing for one calendar year. Also when customer reads this section of Cost disclosure he/she should bear in mind that it doesn't include any changes in underlying financial instrument market price.

	€ 1,000 Lump Sum		€ 10,000 Lump Sum		Regular Savings Plan €50/month		These are annualised costs based on 3 indicative initial investment amounts of € 1,000, € 10,000 and a regular savings plan of € 50/month.
Cost Category	Costs (EUR)	% of investment	Costs (EUR)	% of investment	Costs (EUR)	% of investment	
Financial instrument Cost	€ 0.00	0.00%	€ 0.00	0.00%	XXX	XXX	
Third party payments received by the Luminor bank	€ 0.00	0.00%	€ 0.00	0.00%	XXX	XXX	
Service Costs	€ 112.00	11.20%	€ 117.91	1.18%	XXX	XXX	
<b>Total</b>	<b>€ 112.00</b>	<b>11.20%</b>	<b>€ 117.91</b>	<b>1.18%</b>	<b>XXX</b>	<b>XXX</b>	

## Itemisation of Charge Categories \*

\*Itemized disclosure of charge categories is presented for the above mentioned costs that the client will incur for an ongoing one calendar year investment as a onetime investment or by making periodic investments on monthly basis. The purpose of this section is to present detailed information about various costs paid for investment and (or) ancillary services provided by Luminor bank AS.

Costs and charges are for an ongoing one calendar year investment as a onetime investment at begging of year or as periodic investments on monthly basis in case of zero profitability scenario, assuming that the investment is sold at the end of the year. Costs and charges are estimated for an assumed investment amount and investment period and information provided herein is based on historical data on fees, including, where applicable, Luminor Bank AS Pricelist and information disclosed in UCITS KIID documents for this type of financial instruments. Estimated costs and charges may deviate from costs and charges that will actually be incurred since the actual fees depend on the particular financial instrument and market where the instrument is traded, as well as the trade volumes.

## Description of Costs and Charges

Product One-off Costs	All costs and charges (included in the price or added to the price of the financial instrument) paid to the product manufacturer or distributor at the beginning or at the end of the investment in the financial instrument. Fees like the Front-loaded management fee, structuring fee, distribution fee.
Product Ongoing Costs	All ongoing costs and charges related to the management of the financial instrument that are deducted from the value of the financial instrument during the investment in the financial instrument. Fees like management fees, service costs, swap fees, securities lending costs and taxes, financing costs.
Product Transaction Costs	All transaction-related costs and charges incurred as a result of the acquisition and disposal of investments.
Product Incidental Costs	These costs include performance fees and carried interests that may be calculated by the product supplier separately from the Ongoing Charges.
Service One-off Costs	All costs and charges paid to the investment firm at the beginning or at the end of the provided investment service(s). Deposit fees, termination fees.
Service Ongoing Costs	All ongoing costs and charges paid to investment firms for their services provided to the client. Management fees or advisory fees charged by the service provider.
Service Transaction Costs	All costs and charges that are related to transactions performed by the investment firm or other parties. Broker commissions, entry and exit charges, platform fees, mark-ups (embedded in the transaction price), stamp duty, transactions tax and foreign exchange costs.
Service Ancillary Costs	Any costs and charges that are related to ancillary services that are not included in the costs mentioned above. Safekeeping costs and research costs charged by the investment service provider.
Service Incidental Costs	These costs include performance fees that may be calculated by the service provider separately from the Ongoing Charges.

		€ 1,000 Lump Sum		€ 10,000 Lump Sum		Regular Savings Plan €50/month	
Cost Category		Costs (EUR)	% of investment	Costs (EUR)	% of investment	Costs (EUR)	% of investment
Financial instrument Costs	One-Off Costs	€ 0.00	0.00%	€ 0.00	0.00%	XXX	XXX
	Ongoing Costs	€ 0.00	0.00%	€ 0.00	0.00%	XXX	XXX
	Transaction Costs	€ 0.00	0.00%	€ 0.00	0.00%	XXX	XXX
	Incidental Costs	€ 0.00	0.00%	€ 0.00	0.00%	XXX	XXX
Service Costs	One-Off Costs	€ 0.00	0.00%	€ 0.00	0.00%	XXX	XXX
	Ongoing Costs	€ 0.00	0.00%	€ 0.00	0.00%	XXX	XXX
	Transaction Costs	€ 100.00	10.00%	€ 100.00	1.00%	XXX	XXX
	Ancillary Costs	€ 12.00	1.20%	€ 17.91	0.18%	XXX	XXX
	Incidental Costs	€ 0.00	0.00%	€ 0.00	0.00%	XXX	XXX

## Cumulative effect of costs with different investment horizon\*\*

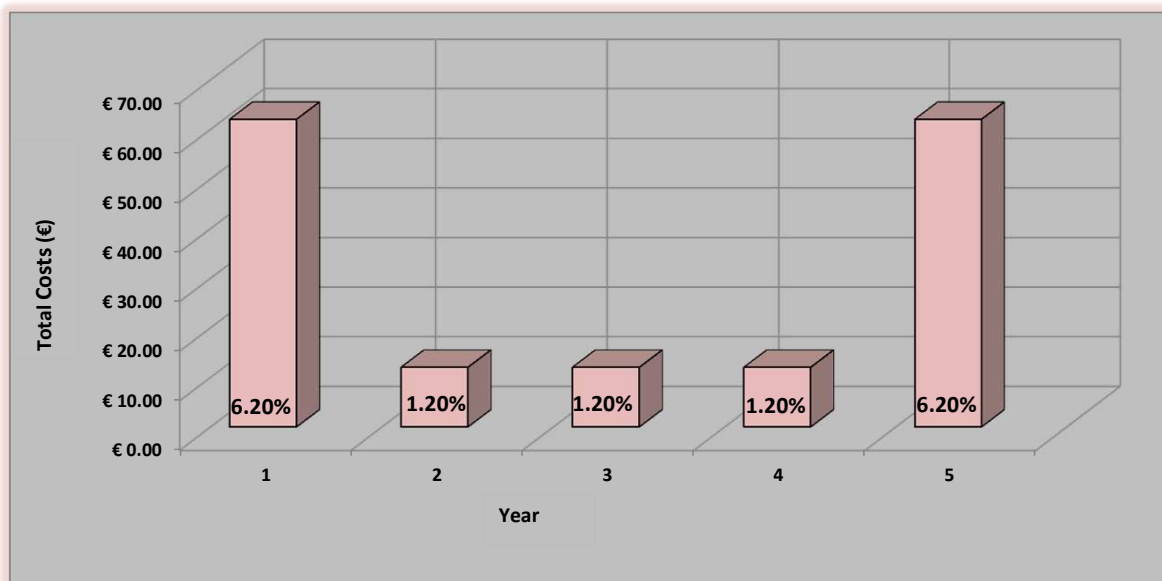
\*\*Investment performance figures presented herein are used for illustration purposes only in order to show the cumulative effect of costs and charges on return in case of negative (-5%), neutral (0%) and positive (+5%) performance scenarios. These scenarios are not necessarily supported by an objective data analysis and under no circumstances should be regarded as indicators of future performance. Absolute return on investment is calculated on aggregated basis and represents overall income over the corresponding investment horizon.

Financial instrument Ongoing, Service Ancillary and (or) Service incidental costs are calculated based on average value of investment during each calendar year. Financial instrument and (or) service initial One-off costs and Financial instrument and (or) service Transaction costs are calculated based on the initial investment amount. Financial instrument and (or) service exit One-off costs and Transaction costs are calculated based on the Investment value at the end of investment horizon.

Annual return	Investment amount	Total income (Average annual return) after fees deducted		
		Investment horizon		
		1 year (€ and % of investment)	3 year (€ and % of investment)	5 year (€ and % of investment)
5%	€ 1 000.00	-64.50 (-6.45%)	11.91 (0.40%)	96.16 (1.85%)
	€ 10 000.00	377.00 (3.77%)	1400.47 (4.47%)	2524.88 (4.61%)
0%	€ 1 000.00	-112.00 (-11.20%)	-136.00 (-4.76%)	-160.00 (-3.43%)
	€ 10 000.00	-117.91 (-1.18%)	-153.63 (-0.51%)	-189.23 (-0.38%)
-5%	€ 1 000.00	-159.50 (-15.95%)	-269.72 (-9.95%)	-369.20 (-8.80%)
	€ 10 000.00	-614.96 (-6.15%)	-1566.31 (-5.52%)	-2421.73 (-5.40%)

## Costs distribution during investment period \*\*\*

\*\*\*The graph below illustrates the cost and charges curve for investment with 5 years horizon, initial investment amount of € 1 000 and 0% rate growth. Percentage values are calculated based on initial investment amount of € 1 000.





## Ex-ante Costs & Charges disclosure

This document provides Luminor bank AS clients and potential clients with the information on costs and charges underlying the below mentioned financial instrument or group of financial instruments with similar fee structure. This costs and charges disclosure is prepared according to the regulatory requirements set out in Article 24(4) of the Directive of the European Parliament and the Council 2014/65/EU and Article 50 of the Commission Delegated Regulation (EU) 2017/565. This document is not a marketing material. The costs and charges in this document are estimated based on Luminor Bank's current Pricelist and information gathered from other third parties involved, including, but not limited to financial instrument issuers, manufacturers, distributors. This document does not include personal discounts that particular client could be eligible for. The document does not include foreign currency exchange fees that could be applicable if the investment currency differs from the client's base currency.

## Bonds/Notes Debt securities EUR

When clients invest in Bonds/Notes they mostly shall be subject to paying charges for investment and (or) ancillary services provided by Luminor Bank AS (transaction costs, initial subscription fee, exit redemption fee).

## Summary

In this section of ex-ante Costs & Charges disclosure customer can find aggregated information on all the costs and charges he/she can expect to pay. Costs are allocated in 2 categories - costs related to the product and investment/ancillary services costs charged by Luminor bank. Separately information about 3rd party payments received by Luminor bank (also known as inducements) is disclosed next to Product Costs. These are totalled and expressed both as a cash amount and as a percentage of the invested amount. This section of cost is prepared to present incurred costs if the investment is ongoing for one calendar year. Also when customer reads this section of Cost disclosure he/she should bear in mind that it doesn't include any changes in underlying financial instrument market price.

	€ 1,000 Lump Sum		€ 10,000 Lump Sum		Regular Savings Plan €50/month		These are annualised costs based on 3 indicative initial investment amounts of € 1,000, € 10,000 and a regular savings plan of € 50/month.
Cost Category	Costs (EUR)	% of investment	Costs (EUR)	% of investment	Costs (EUR)	% of investment	
Financial instrument Cost	€ 0.00	0.00%	€ 0.00	0.00%	XXX	XXX	
Third party payments received by the Luminor bank	€ 0.00	0.00%	€ 0.00	0.00%	XXX	XXX	
Service Costs	€ 112.00	11.20%	€ 413.29	4.13%	XXX	XXX	
<b>Total</b>	<b>€ 112.00</b>	<b>11.20%</b>	<b>€ 413.29</b>	<b>4.13%</b>	<b>XXX</b>	<b>XXX</b>	

## Itemisation of Charge Categories \*

\*Itemized disclosure of charge categories is presented for the above mentioned costs that the client will incur for an ongoing one calendar year investment as a onetime investment or by making periodic investments on monthly basis. The purpose of this section is to present detailed information about various costs paid for investment and (or) ancillary services provided by Luminor bank AS.

Costs and charges are for an ongoing one calendar year investment as a onetime investment at begging of year or as periodic investments on monthly basis in case of zero profitability scenario, assuming that the investment is sold at the end of the year. Costs and charges are estimated for an assumed investment amount and investment period and information provided herein is based on historical data on fees, including, where applicable, Luminor Bank AS Pricelist and information disclosed in UCITS KIID documents for this type of financial instruments. Estimated costs and charges may deviate from costs and charges that will actually be incurred since the actual fees depend on the particular financial instrument and market where the instrument is traded, as well as the trade volumes.

## Description of Costs and Charges

Product One-off Costs	All costs and charges (included in the price or added to the price of the financial instrument) paid to the product manufacturer or distributor at the beginning or at the end of the investment in the financial instrument. Fees like the Front-loaded management fee, structuring fee, distribution fee.
Product Ongoing Costs	All ongoing costs and charges related to the management of the financial instrument that are deducted from the value of the financial instrument during the investment in the financial instrument. Fees like management fees, service costs, swap fees, securities lending costs and taxes, financing costs.
Product Transaction Costs	All transaction-related costs and charges incurred as a result of the acquisition and disposal of investments.
Product Incidental Costs	These costs include performance fees and carried interests that may be calculated by the product supplier separately from the Ongoing Charges.
Service One-off Costs	All costs and charges paid to the investment firm at the beginning or at the end of the provided investment service(s). Deposit fees, termination fees.
Service Ongoing Costs	All ongoing costs and charges paid to investment firms for their services provided to the client. Management fees or advisory fees charged by the service provider.
Service Transaction Costs	All costs and charges that are related to transactions performed by the investment firm or other parties. Broker commissions, entry and exit charges, platform fees, mark-ups (embedded in the transaction price), stamp duty, transactions tax and foreign exchange costs.
Service Ancillary Costs	Any costs and charges that are related to ancillary services that are not included in the costs mentioned above. Safekeeping costs and research costs charged by the investment service provider.
Service Incidental Costs	These costs include performance fees that may be calculated by the service provider separately from the Ongoing Charges.

		€ 1,000 Lump Sum		€ 10,000 Lump Sum		Regular Savings Plan €50/month	
Cost Category		Costs (EUR)	% of investment	Costs (EUR)	% of investment	Costs (EUR)	% of investment
Financial instrument Costs	One-Off Costs	€ 0.00	0.00%	€ 0.00	0.00%	XXX	XXX
	Ongoing Costs	€ 0.00	0.00%	€ 0.00	0.00%	XXX	XXX
	Transaction Costs	€ 0.00	0.00%	€ 0.00	0.00%	XXX	XXX
	Incidental Costs	€ 0.00	0.00%	€ 0.00	0.00%	XXX	XXX
Service Costs	One-Off Costs	€ 0.00	0.00%	€ 0.00	0.00%	XXX	XXX
	Ongoing Costs	€ 0.00	0.00%	€ 0.00	0.00%	XXX	XXX
	Transaction Costs	€ 100.00	10.00%	€ 395.65	3.96%	XXX	XXX
	Ancillary Costs	€ 12.00	1.20%	€ 17.64	0.18%	XXX	XXX
	Incidental Costs	€ 0.00	0.00%	€ 0.00	0.00%	XXX	XXX

## Cumulative effect of costs with different investment horizon\*\*

\*\*Investment performance figures presented herein are used for illustration purposes only in order to show the cumulative effect of costs and charges on return in case of negative (-5%), neutral (0%) and positive (+5%) performance scenarios. These scenarios are not necessarily supported by an objective data analysis and under no circumstances should be regarded as indicators of future performance. Absolute return on investment is calculated on aggregated basis and represents overall income over the corresponding investment horizon.

Financial instrument Ongoing, Service Ancillary and (or) Service incidental costs are calculated based on average value of investment during each calendar year. Financial instrument and (or) service initial One-off costs and Financial instrument and (or) service Transaction costs are calculated based on the initial investment amount. Financial instrument and (or) service exit One-off costs and Transaction costs are calculated based on the Investment value at the end of investment horizon.

Annual return	Investment amount	Total income (Average annual return) after fees deducted		
		Investment horizon		
		1 year (€ and % of investment)	3 year (€ and % of investment)	5 year (€ and % of investment)
5%	€ 1 000.00	-64.50 (-6.45%)	11.91 (0.40%)	96.16 (1.85%)
	€ 10 000.00	66.48 (0.66%)	1059.33 (3.41%)	2150.10 (3.97%)
0%	€ 1 000.00	-112.00 (-11.20%)	-136.00 (-4.76%)	-160.00 (-3.43%)
	€ 10 000.00	-413.29 (-4.13%)	-447.77 (-1.52%)	-482.13 (-0.98%)
-5%	€ 1 000.00	-159.50 (-15.95%)	-269.72 (-9.95%)	-369.20 (-8.80%)
	€ 10 000.00	-893.06 (-8.93%)	-1811.32 (-6.44%)	-2637.00 (-5.94%)

## Costs distribution during investment period \*\*\*

\*\*\*The graph below illustrates the cost and charges curve for investment with 5 years horizon, initial investment amount of € 1 000 and 0% rate growth. Percentage values are calculated based on initial investment amount of € 1 000.

